

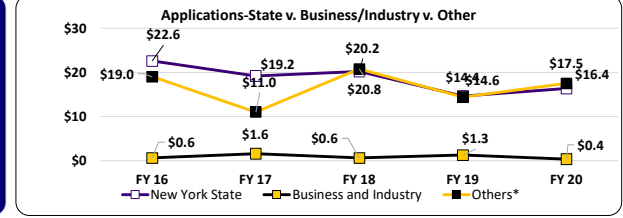
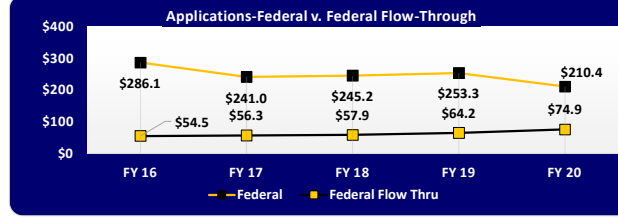
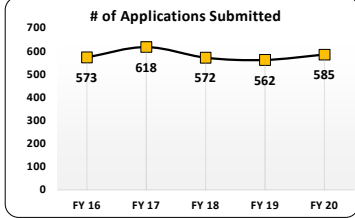
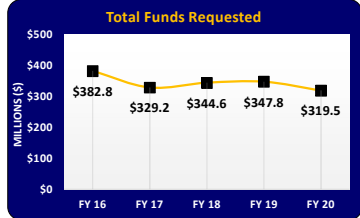
**UALBANY RESEARCH PERFORMANCE DASHBOARD**

University-wide

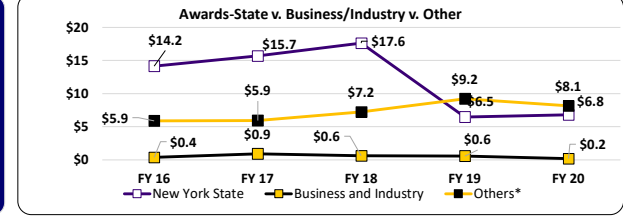
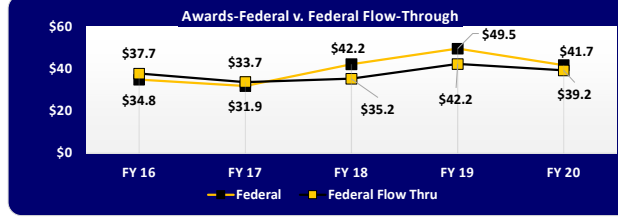
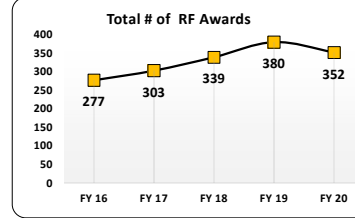
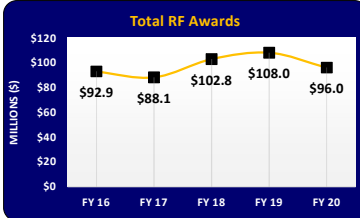
5-Year Research Productivity Analysis: FY 2015-16 to FY 2019-20

Data Includes Research Foundation for the State University of New York (RF-SUNY) Activity

**APPLICATION DATA**

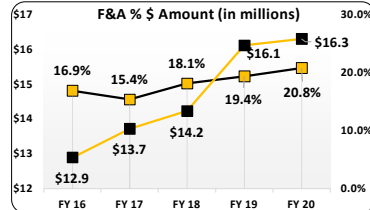
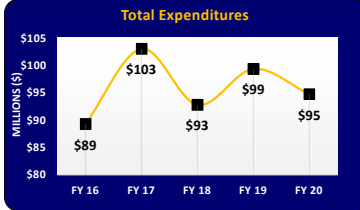


**BOOKED AWARD\* DATA**

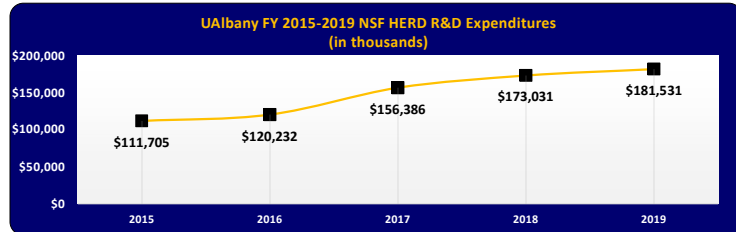


\*Late PDP contracts had been included to reflect the full year activities for FY 19.

**EXPENDITURE DATA**



**R&D Expenditures (NSF HERD)**

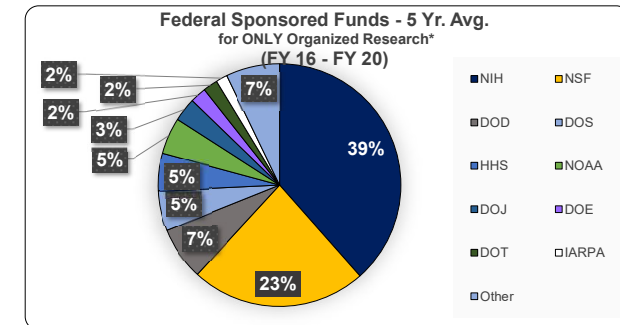
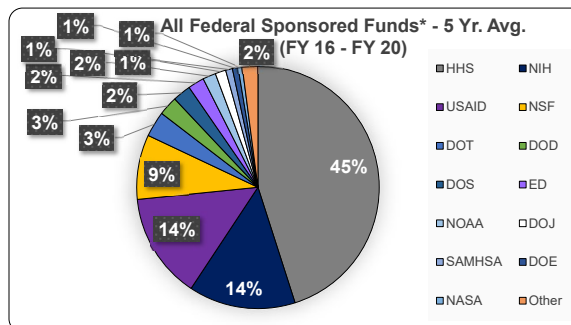
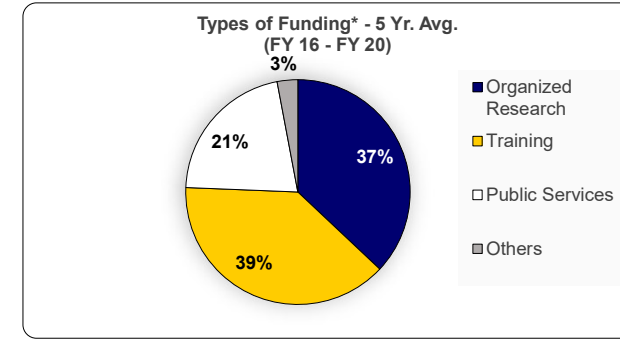
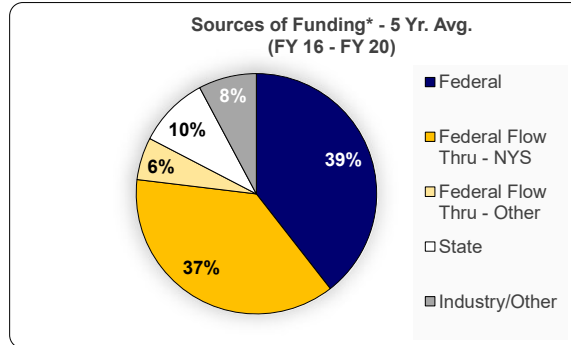


\*FY 2020 NSF HERD Data is scheduled to be release in December 2021.

**INNOVATION DEVELOPMENT AND COMMERCIALIZATION**

Year	Disclosure Received	U.S. Patent Application Filed	U.S. Patents Issued	Options & Licenses Executed	License Income
FY 2016	17	20	5	9	\$224,882
FY 2017	12	17	2	10	\$215,947
FY 2018	14	9	6	10	\$431,179
FY 2019	20	6	5	10	\$639,529
FY 2020	9	6	3	11	\$550,828

**TYPES & SOURCES OF FUNDING - 5-YEAR SUMMARY OF EXPENDITURES**



\*The one-time \$30.5M FEMA award for the NYS Mesonet Project is excluded given it would create bias and not be representative of the campus's actual performance.