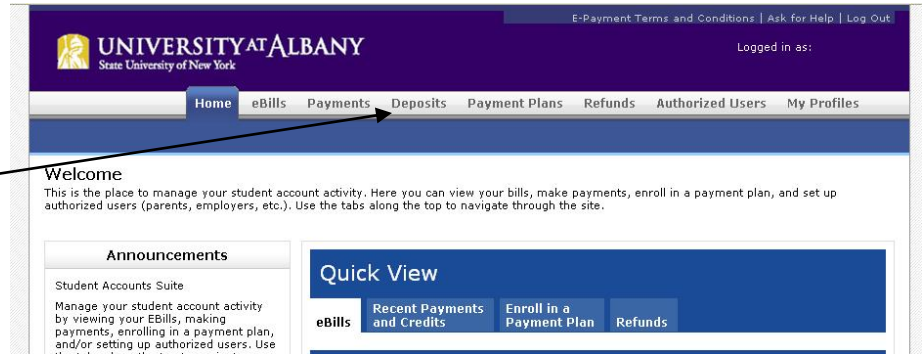


Using ePay to Pay Your Housing Deposit

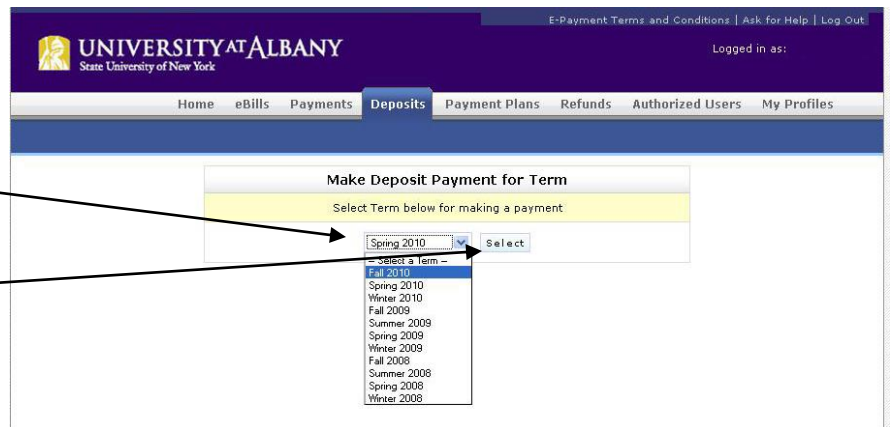
Login to Epay.

Once logged in, choose the eDeposits tab at the top of the screen



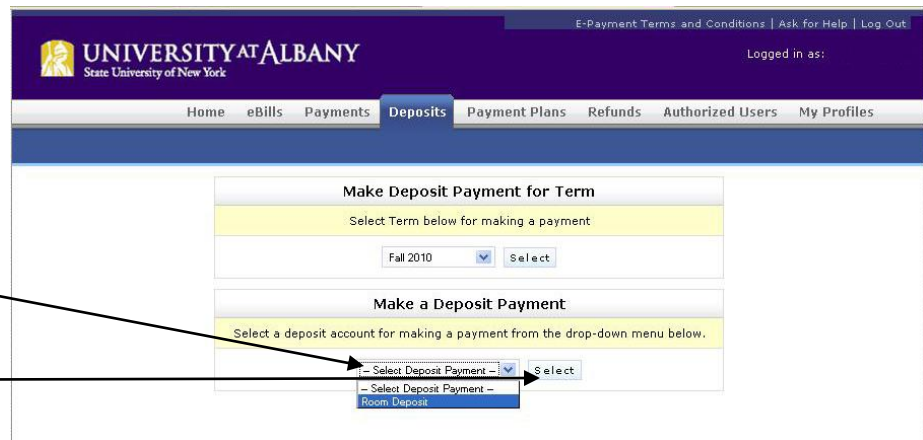
Choose the Fall 2014 Term from the dropdown menu

Click the Select Button



Select Room Deposit from the dropdown menu

Click the select button



UNIVERSITY AT ALBANY
State University of New York

E-Payment Terms and Conditions | Ask for Help | Log Out

Logged in as:

Home eBills Payments **Deposits** Payment Plans Refunds Authorized Users My Profiles

Make Deposit Payment for Term

Select Term below for making a payment

Fall 2010

Make a Deposit Payment

Select a deposit account for making a payment from the drop-down menu below.


Room Deposit

Room Deposit: Room E-Deposit

Room Deposit Details

Deposit Name:	Room Deposit
Term:	Fall 2010
Maximum Payment Amount:	\$125.00
Payment Amount:	\$125.00

Click the Make Deposit Payment Button



UNIVERSITY AT ALBANY
State University of New York

E-Payment Terms and Conditions | Ask for Help | Log Out

Logged in as:

Home eBills Payments **Deposits** Payment Plans Refunds Authorized Users My Profiles

Make a Deposit Payment

Deposit Name:	Room Deposit
Term:	Fall 2010
Maximum Payment Amount:	\$125.00
Payment Amount:	\$125.00




Step 1: Select a Payment Method Step 2: Payment Confirmation

-- Select Payment Method --

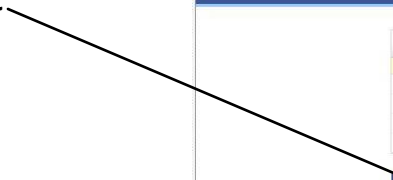
<< Back

Electronic Check - Electronic payments require a bank routing number and account number. Payments can be made from a personal checking or savings account. No corporate checks allowed, i.e. credit cards, home equity, traveler's checks, etc.

Credit Card - You may pay with any of the credit card issuers listed below.

Choose Method of Payment



Click Continue to finish payment

