



University at Albany
Center for International Education and
Global Strategy
International Student & Scholar Services

FALL 2015
PROFILE OF INTERNATIONAL
STUDENTS & SCHOLARS

University at Albany

Center for International Education and Global Strategy (CIEGS)

FALL 2015 PROFILE OF INTERNATIONAL STUDENTS AND SCHOLARS

As part of the Center for International Education and Global Strategy (CIEGS), International Student and Scholar Services (ISSS) provides services to 1770 international students and 136 international visiting scholars. The profile of international students and scholars at the University at Albany, and the services and programs offered to them are described below.

International Student Profile

International student enrollment at the University at Albany continues to grow. In the past six years, the number has increased from 1270 in 2009 to 1770 in 2015, an almost 40% increase (as reported to the IIE Open Doors Report). The international student population, which represents 10% of the overall student enrollment, increased by almost 2% from last year. The international student population includes 847 undergraduate students, 760 graduate students and 163 Intensive English Language Students (IELP). The majority of these students are degree seeking while 143 are inbound education abroad students. One-hundred and four of these inbound study abroad students come through a combination of 90 bilateral exchange programs the University at Albany manages. International students in general this year are associated with over 39 academic departments among all nine Schools and Colleges and originate from 89 different countries. The top three sending countries again this year are China (739), South Korea (267), and India (219).

Two noteworthy sets of international students include specially sponsored students and those in practical training after graduation. In 2015, the University is sponsoring 14 Fulbright students from 8 different countries, 2 LASPAU students, 7 Fogarty Fellows, and 24 undergraduate scholarship recipients from the Brazil Scientific Mobility Program (BSMP). Following graduation, certain international students participate in practical training, an employment authorization that allows for work experience in the U.S. International students in Optional Practical Training (OPT) this year total 265. OPT students remain affiliated with International Student and Scholar Services (ISSS) beyond graduation due to continued government reporting obligations.

The international students represented in this report are comprised of undergraduate and graduate students, degree and non-degree students, inbound education abroad students, and students enrolled in IELP, all of whom are non-immigrant international students. International students by definition are citizens of foreign countries in any classification of temporary, non-immigrant (visa). Additionally, the University has enrolled other foreign-born students in immigrant, immigrant-intending and undocumented categories such as U.S. permanent residents, asylees and refugees. These particular categories of foreign-born students are not under the purview of ISSS and therefore not discussed further in this report.

International Scholar Profile

The other important group ISSS supports is J-1 international visiting scholars. They come to the University through the U.S. State Department's Exchange Visitor Program and remain for a period ranging from several weeks to five years. Visiting scholars, normally affiliated with overseas institutions of higher learning or other related organizations provide rich opportunities for intellectual and cultural exchange. Their presence, just as with international students, transforms the community and contributes to campus internationalization in multiple ways. Visiting scholars

hosted by the University this year number 136. Visiting scholars are actively engaged in research in 33 academic departments within all nine Schools and Colleges and originate from 21 different countries. Sixty of the scholars are from China, 14 from South Korea and 10 from Turkey. Dependents of visiting scholars who have accompanied them to the University at Albany total 79.

Services and Programs

To assist with their academic and cultural adjustment, ISSS provides a variety of services and programs to international students and scholars. The services available include 1) preparation of visa/immigration documents 2) pre-arrival support and new student or scholar orientation 3) comprehensive one-on-one advising and workshop sessions regarding immigration issues, international travel, employment, financial planning, taxes, cultural adjustment, and personal issues 4) application support for visas, maintenance of status, employment authorization, social security cards, federal and state taxes, and other benefits 5) information, support and programming to aid in successful integration of international students and scholars into the academic, cultural and social life on campus and in the greater Albany area.

Of the above mentioned services, advising on immigration issues is arguably the most important in helping students and scholars comply with federal immigration regulations and thereby maintain their immigration status. Through a coordinated effort, ISSS performs the critical role of informing international students and scholars of policies and procedures, and keeping individual SEVIS (Student and Exchange Visitor Information System) records up to date. To effectively perform these functions, ISSS liaises with the important U.S. government agencies of the Department of Homeland Security and the Department of State, and recently contracted an international student and scholar case management and SEVIS batching program called Sunapsis. With implementation and beginning use planned for the end of 2016, this compressive solution will better support SEVIS reporting and batching, enhance advising caseload management, and improve office work flow.

ISSS support services also includes a comprehensive orientation program for students (scholar orientations are separate individual and group sessions offered throughout the academic year). ISSS collaborates with the Advisement Services Center, the Department of Residential Life, and numerous other campus departments to present information, advice and referrals to services on and off campus. This orientation is continually evaluated and recent changes in 2014-15 include expanded pre-orientation information and resources online as well as increased coordination with Undergraduate Orientation Programs. Plans are underway to fully integrate undergraduate international students into the greater University freshman and transfer orientation programs in fall 2016. At the same time, ISSS is working with several graduate departments to more effectively coordinate respective orientation sessions or even incorporate into departmental orientations different international student related components.

At the beginning of each semester and following orientation, ISSS initiates its success and retention programs for new freshman and continuing students on academic warning/probation. International Student Coordinators meet with these students individually or in small groups to help guide them with information and resources as well as advise on options related to their immigration status. To support students in their educational success, ISSS also offers workshops on a series of important subjects related to international students. Workshop topics offered regularly throughout every academic semester include OPT work authorization and travel/travel signatures. Annually, ISSS sponsors a “beyond OPT” employment workshop presented by a guest immigration attorney, and a non-resident tax program through Sprintax software. In addition to workshops for students, ISSS offers presentations to campus departments to increase understanding of the international student and scholar population, and intercultural awareness.

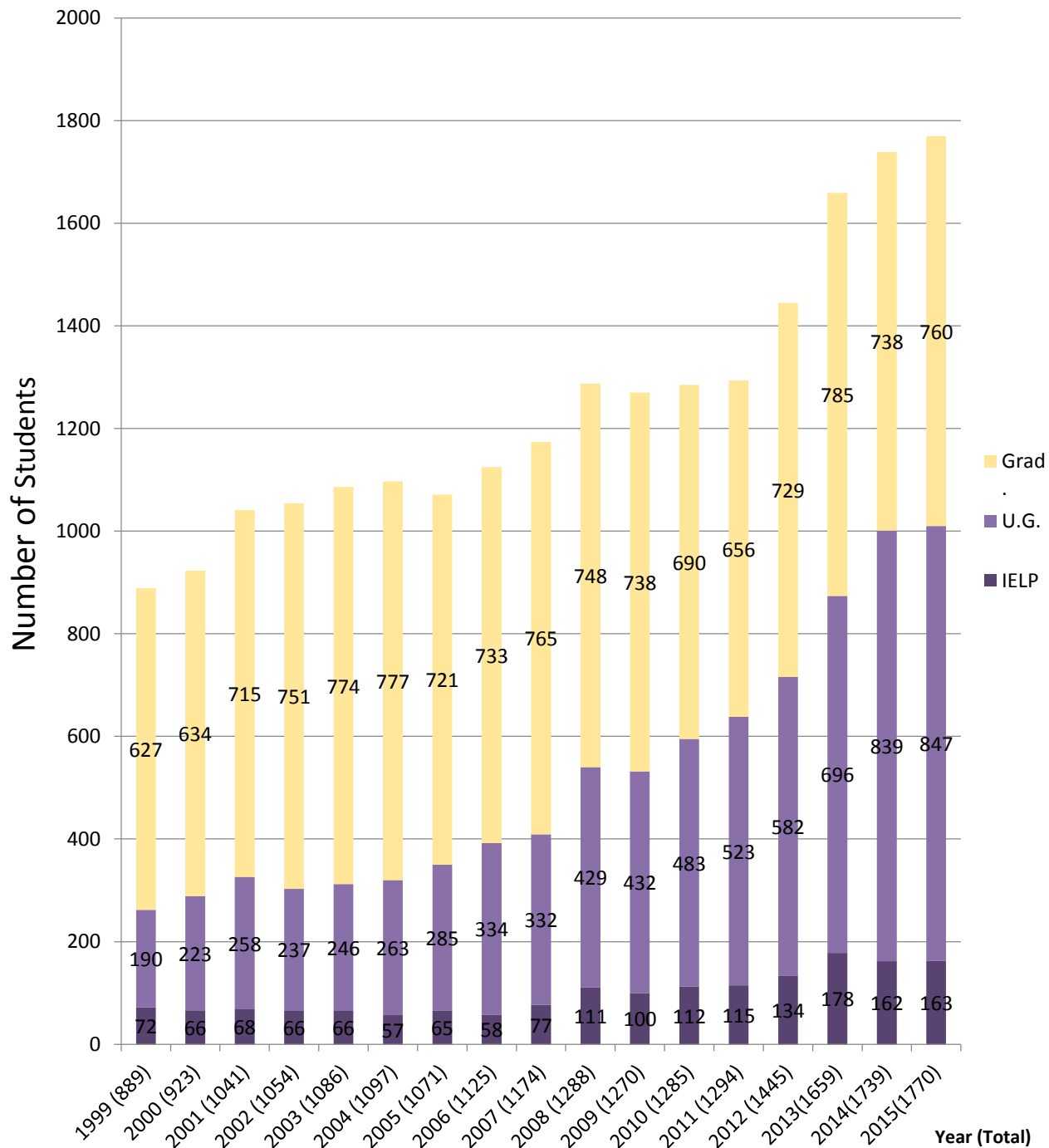
Several programs for international students and scholars are organized throughout the year. The first is the annual scholar reception at which scholars, faculty sponsors, department chairs, and deans come together to network and share each other's research interests. Another is the Thanksgiving dinner where international and domestic students come together to share a meal, listen to live American folk music, and even learn traditional folk dancing. A third program selects and coordinates country flag bearers for the University's semi-annual graduation ceremony. Also, ISSS is planning a new program to debut in spring 2016: an annual international graduation reception to honor graduating degree seeking international students, outgoing study abroad students, completing scholars and inbound study abroad students. The ceremony will recognize our international students and scholars for their accomplishments with a certificate and country sash, present a cultural performance, and offer a culminating reception for participants and their guests.

One of the largest ISSS programs for integrating international students onto campus is the Friendship Partners Program. The program has three components: the International Buddies Program, the Language and Cultural Exchange Program, and the Language Chatting Room. The buddy program matches continuing students with new international students to help them adjust to academic and community life. The Language and Cultural Exchange Program provides an opportunity to U.S. and international students to interact culturally and socially in small groups outside the classroom. Between these two programs this calendar year, over 300 students participated. The final component, the Language Chatting Room, brought together more than 250 students, faculty and staff at different times over the past year for conversation in several languages, including Mandarin, French, Japanese, Spanish, Thai, German, Korean and English. A number of student participants in the Friendship Partners Program received academic credit for assuming leadership roles in coordinating associated activities.

In closing, it is worthwhile mentioning staff professional development. Members of the ISSS staff have attended regional and national conferences this past year where they presented and engaged in training opportunities. They have also been engaged in research and writing activities that contribute to the field of International Education. The staff of ISSS would like to thank the various on-campus departments and off-campus organizations that support international students through programs, services and other efforts, both curricular and co-curricular. It is this support and encouragement that help University at Albany international students achieve academic, professional and personal success.

**Prepared and submitted by ISSS Staff including Michael Elliott, Tara Evans,
Annie Heavener, Tricia Tierney and Lindsay Wersebe.**

University at Albany International Student Fall Enrollment Profile (1999 - 2015)



International Student Profile FALL 2015 AGGREGATE TOTALS				
	Number	Total %	Gender	
			Female	Male
Graduate Students	760	47.3%	407 (53.6%)	353 (46.4%)
Undergraduate Students	847	52.7%	416 (49.1%)	431 (50.9%)
Total Registered International Students (Excluding IELP)	1607	100%	823	784
IELP Students	163		65	98
Total International & IELP Students	1770		888	882
Total Countries Represented	89			

Inbound Study Abroad Students				
	Exchange	Non-Exchange	Gender	
			Female	Male
Graduate Students	7	0	3 (42.9%)	4 (57.1%)
Undergraduate Students	97	39	88 (64.7%)	48 (35.3%)
Total	104	39	91 (63.6%)	52 (36.4%)
Overall Total	143 *This group accounts for a total of 8.9% of the overall number of International Students (excluding IELP).			

Percentage of Student Representation by World Region

Africa (Sub-Saharan)	Asia (Excluding Middle East)	Canada & United States	Europe	Oceania	Latin America & Caribbean	Middle East & N. Africa	Total
1.64%	80.62%	1.69%	5.37%	0.34%	4.35%	5.99%	100%

International Students Top 20 Countries (Excluding IELP)			IELP Students 16 Countries Represented		
1	China	618	1	China	121
2	South Korea	264	2	Turkey	14
3	India	219	3	Saudi Arabia	6
4	Japan	69	4	Vietnam	5
5	Brazil	36	5	Thailand	3
6	Taiwan	34	6	Korea	3
7	Canada	24	7	Cyprus	2
8	Turkey	22	8	Japan	1
9	Iran	20	9	Angola	1
10	United Kingdom	17	10	Brazil	1
11	Sri Lanka	16	11	Colombia	1
12	Saudi Arabia	15	12	Haiti	1
13	Germany	15	13	Iraq	1
14	Nigeria	14	14	Malaysia	1
15	Bangladesh	14	15	Mexico	1
16	Pakistan	13	16	Russia	1
17	Vietnam	11			
18	Mexico	9			
19	France	9			
20	Indonesia	8			

Fall 2015 International Student Profile

Countries Of Citizenship

AFRICA - Sub-Saharan (10 Countries)

Country		Undergraduate	Visiting Undergraduate	Graduate	Visiting Graduate	IELP	Total
1	Angola	1				1	2
2	Botswana	1		1			2
3	Cameroon			2			2
4	Cote D'Ivoire	1					1
5	Ethiopia	2					2
6	Ghana	2		1			3
7	Nigeria	8	1	5			14
8	Uganda			1			1
9	Zambia	1					1
10	Zimbabwe			1			1
Total		16	1	11		1	29

ASIA (20 Countries)

Country		Undergraduate	Visiting Undergraduate	Graduate	Visiting Graduate	IELP	Total
1	Azerbaijan			1			1
2	Bangladesh	2		12			14
3	China (includes Hong Kong and Macau)	359	16	240	3	121	739
4	India	22		197			219
5	Indonesia			8			8
6	Japan	16	44	9		1	70
7	Kazakhstan			3			3
8	Malaysia	2				1	3
9	Mongolia	4		1			5
10	Mozambique	1					1
11	Nepal			4			4
12	Pakistan	5		8			13
13	Philippines	1		4			5
14	Singapore			1			1
15	South Korea	177	7	80		3	267
16	Sri Lanka	14		2			16
17	Taiwan	5		28	1		34
18	Thailand	1		3		3	7
19	Uzbekistan			1			1
20	Vietnam	7		4		5	16
Total		616	67	606	4	134	1427

CANADA and the UNITED STATES (2 Countries)							
Country		Undergraduate	Visiting Undergraduate	Graduate	Visiting Graduate	IELP	Total
1	Canada	18		6			24
2	United States		6				6
Total		18	6	6			30
EUROPE (22 Countries)							
Country		Undergraduate	Visiting Undergraduate	Graduate	Visiting Graduate	IELP	Total
1	Armenia			1			1
2	Belarus			1			1
3	Belgium			1			1
4	Bulgaria			2			2
5	Finland		3	1			4
6	France	3	5	1			9
7	Germany	4	5	5	1		15
8	Greece			1			1
9	Iceland			1			1
10	Ireland		3				3
11	Italy	1	2	3			6
12	Lithuania			1			1
13	Netherlands	2	1	1			4
14	Poland	1		1			2
15	Russia			3		1	4
16	Serbia	5					5
17	Slovakia			1			1
18	Spain	1	4	1			6
19	Sweden	1	2				3
20	Switzerland	1					1
21	Ukraine			7			7
22	United Kingdom	1	11	5			17
Total		20	36	37	1	1	95
OCEANIA (1 Country)							
Country		Undergraduate	Visiting Undergraduate	Graduate	Visiting Graduate	IELP	Total
1	Australia	5		1			6
Total		5		1			6

LATIN AMERICA and the CARIBBEAN (18 Countries)

Country		Undergraduate	Visiting Undergraduate	Graduate	Visiting Graduate	IELP	Total
1	Argentina			2			2
2	Belize			1			1
3	Bermuda	1					1
4	Brazil	5	26	5		1	37
5	Chile	2		1			3
6	Colombia	2		2		1	5
7	Costa Rica			1			1
8	Dominica	1					1
9	Dominican Republic			1			1
10	Ecuador			1			1
11	Haiti					1	1
12	Jamaica	3					3
13	Mexico	3		6		1	10
14	Peru	1		2			3
15	St. Kitts and Nevis	1					1
16	St. Vincent and the Grenadines			3			3
17	Uruguay			1			1
18	Venezuela			2			2
Total		19	26	28		4	77

MIDDLE EAST and NORTH AFRICA (16 Countries)

Country		Undergraduate	Visiting Undergraduate	Graduate	Visiting Graduate	IELP	Total
1	Cyprus	1				2	3
2	Bahrain			1			1
3	Egypt	2		2			4
4	Iran	4		15	1		20
5	Iraq			6		1	7
6	Israel	1		2			3
7	Jordan	1		1			2
8	Kuwait			1			1
9	Libya			1			1
10	Morocco			1			1
11	Saudi Arabia	1		14		6	21
12	Sudan	1					1
13	Syria			2			2
14	Tunisia				1		1
15	Turkey	4		18		14	36
16	United Arab Emirates	2					2
Total		17		64	2	23	106

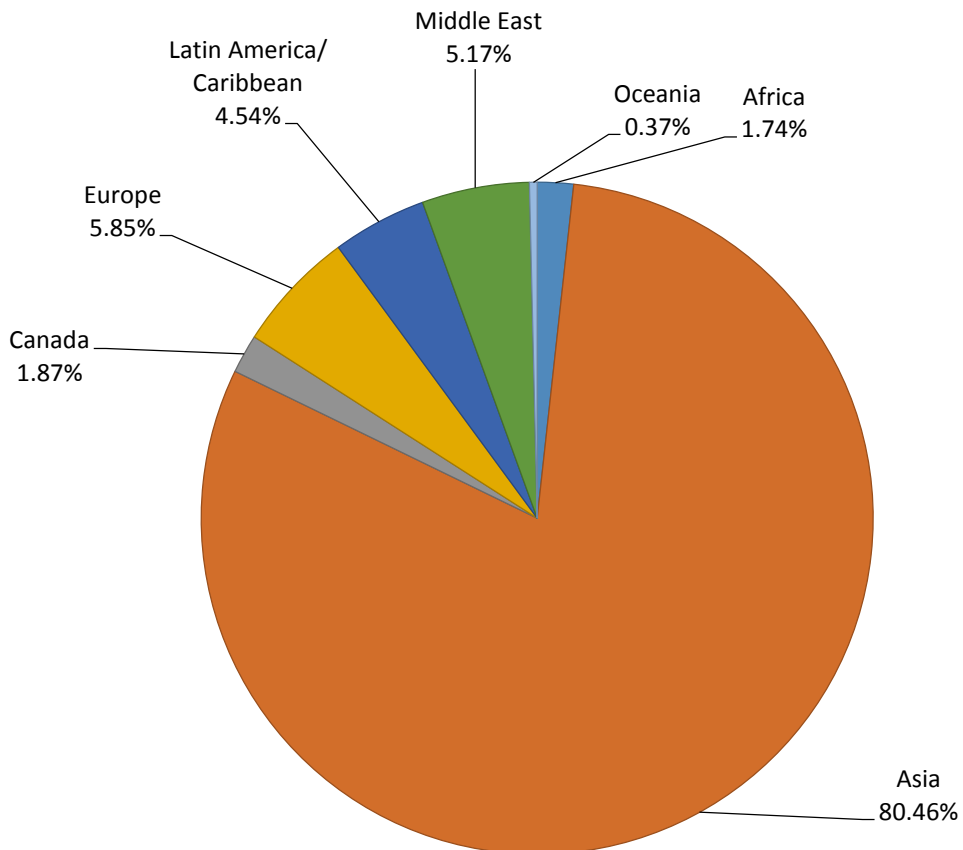
Regions of Origin Enrollment Comparison (Excluding IELP)

2014/2015

Regions of Origin		2014	2015	% of 2015 TOTAL	% Change
TOTAL		1577	1607	100%	1.90%
1	Africa – Sub-Saharan	27	28	1.74%	3.70%
2	Asia	1238	1293	80.46%	4.44%
3	Canada and United States	26	30	1.87%	15.38%
4	Europe	110	94	5.85%	-14.55%
5	Latin America & Caribbean	89	73	4.54%	-18.00%
6	Middle East & North Africa	74	83	5.17%	12.20%
7	Oceania	13	6	0.37%	-53.85%

Percentage of International Student Representation by Region (Fall 2015)

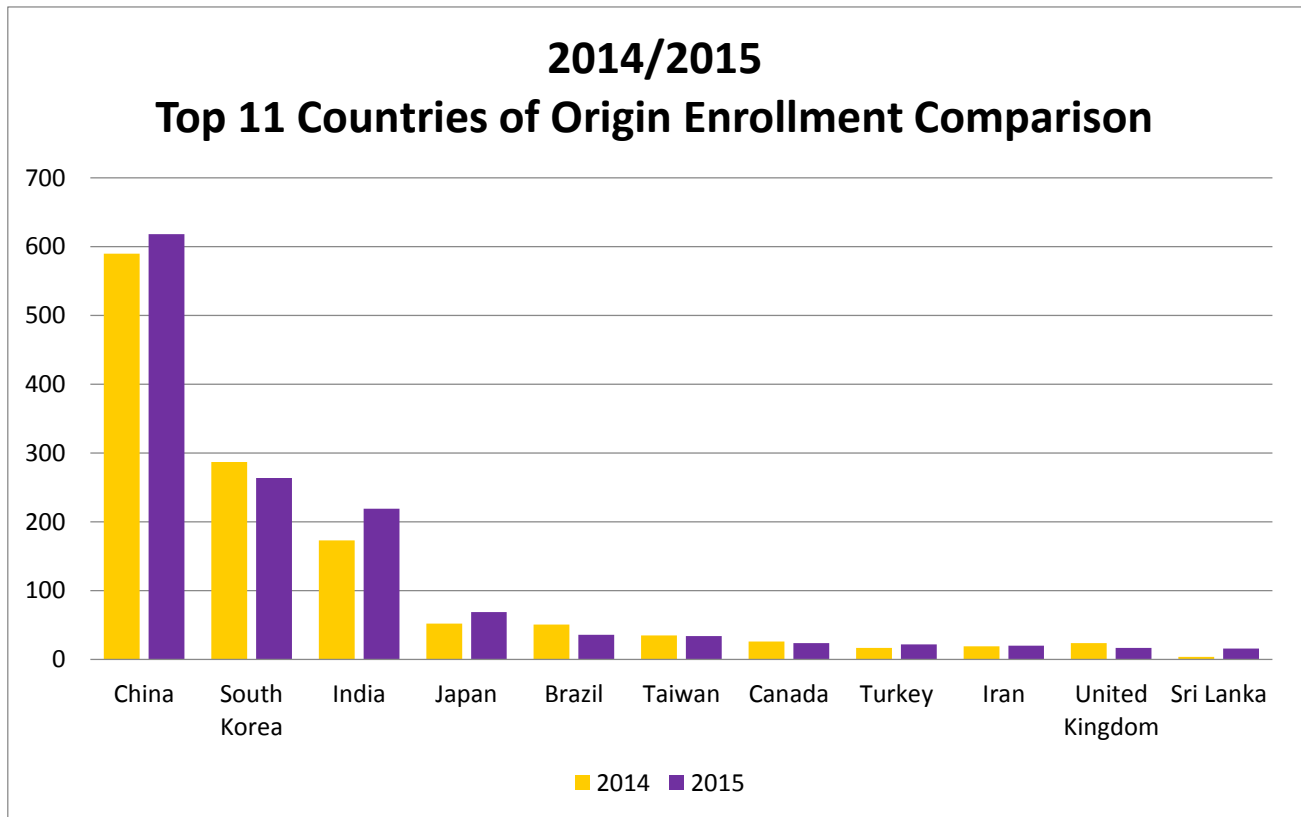
Excluding IELP



Top 11 Countries of Origin Enrollment Comparison (Excluding IELP)

2014/2015

Place of Origins		2014	2015	% of 2015 TOTAL	% Change
TOTAL		1577	1607	100%	1.90%
1	China	590	618	38.46%	4.75%
2	South Korea	287	264	16.43%	-8.01%
3	India	173	219	13.63%	26.59%
4	Japan	52	69	4.29%	32.69%
5	Brazil	51	36	2.24%	-29.41%
6	Taiwan	35	34	2.12%	-2.86%
7	Canada	26	24	1.49%	-7.69%
8	Turkey	17	22	1.37%	29.41%
9	Iran	19	20	1.24%	5.26%
10	United Kingdom	24	17	1.06%	-29.17%
11	Sri Lanka	4	16	0.10%	300.00%



International Student Profile

Fall 2015 Programs Of Study

College of Arts and Sciences

Department	Undergraduate	Graduate	Total
Africana Studies	0	0	0
Anthropology	14	7	21
Art and Art History	20	0	20
Atmospheric and Environmental Sciences	6	20	26
Biology	18	10	28
Chemistry	20	22	42
Communication	40	18	58
East Asian Studies	6	0	6
Economics	127	62	189
English	2	30	32
Geography and Planning	11	11	22
History	3	4	7
Languages, Literatures and Cultures	0	2	2
Mathematics and Statistics	29	13	42
Music & Theatre	8	0	8
Open Major	18	1	19
Philosophy	0	1	1
Physics	14	21	35
Psychology	28	9	37
Sociology	10	33	43
Women's, Gender, and Sexuality Studies	0	2	2
Non-degree Study	129	0	129
Total	503	266	769

School of Business

Program	Undergraduate	Graduate	Total
Accounting and Law	63	21	84
Business Administration	172	29	201
Total	235	50	285

College of Engineering and Applied Sciences

Department	Undergraduate	Graduate	Total
Computer Science	57	165	222
Informatics	17	14	31
Information Studies	0	10	10
Total	74	189	263

School of Criminal Justice			
	Undergraduate	Graduate	Total
Criminal Justice	8	9	17
Total	8	9	17
School of Education			
Department	Undergraduate	Graduate	Total
Educational Administration and Policy Studies	0	15	15
Educational and Counseling Psychology	0	26	26
Educational Theory and Practice	0	25	25
Reading	0	1	1
Total	0	67	67
College of Nanoscale Science and Engineering			
	Undergraduate	Graduate	Total
Nanoscale Science and Engineering	7	40	47
Total	7	40	47
School of Public Health			
Department	Undergraduate	Graduate	Total
Biomedical Sciences	0	8	8
Environmental Health Sciences	0	10	10
Epidemiology and Biostatistics	0	21	21
Health Policy, Management, and Behavior	6	27	33
Total	6	66	72
Rockefeller College of Public Affairs and Policy			
Department	Undergraduate	Graduate	Total
Political Science	12	12	24
Public Administration and Policy	2	44	46
Total	14	56	70
School of Social Welfare			
	Undergraduate	Graduate	Total
Social Welfare	0	17	17
Total	0	17	17

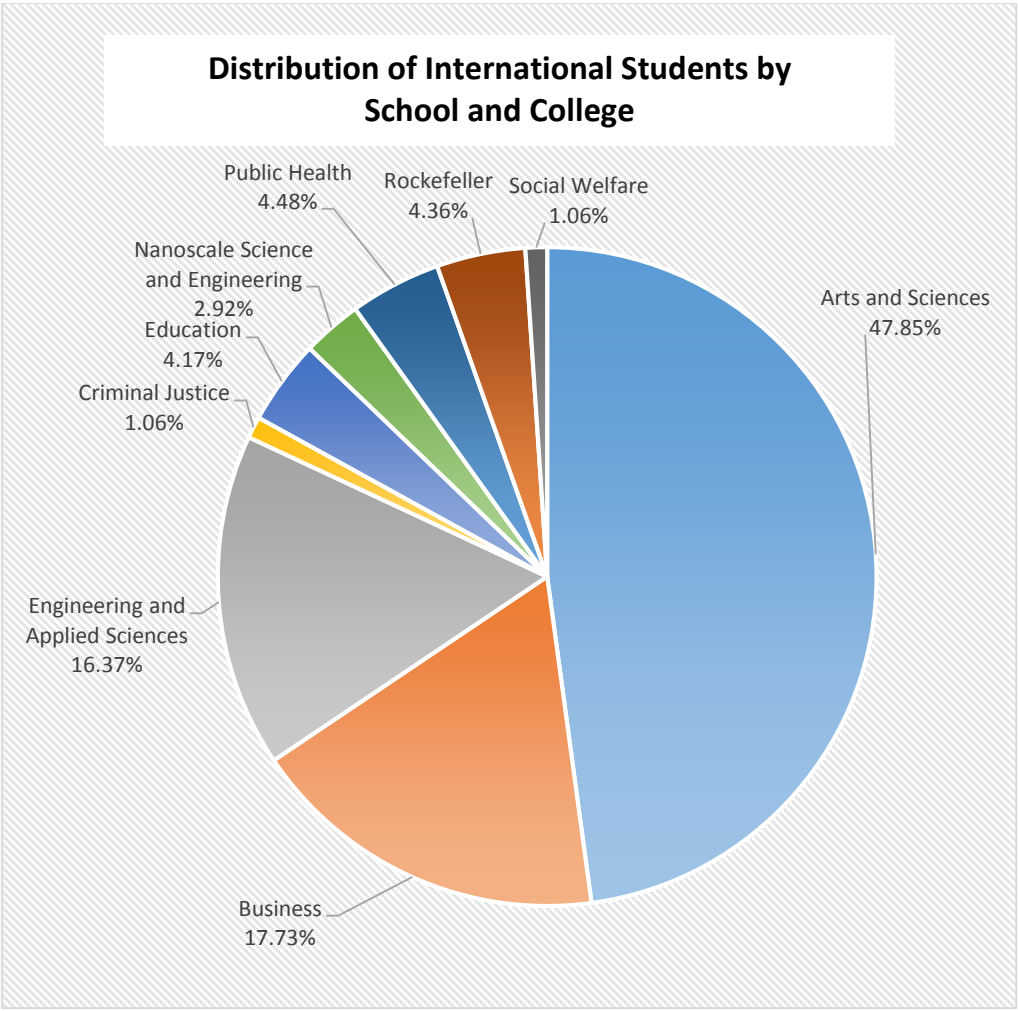
Distribution of International Students by School/College			
School/College	Undergraduate	Graduate	Total
Arts and Sciences	503	266	769
Business	235	50	285
Engineering and Applied Sciences	74	189	263
Criminal Justice	8	9	17
Education	0	67	67
Nanoscale Science and Engineering	7	40	47
Public Health	6	66	72
Rockefeller	14	56	70
Social Welfare	0	17	17
Total	847	760	1607

Percentage of International Students by School/College			
Undergraduate Students	International	All Students*	% Intl.
All Schools and Colleges	847	12904	6.56
Graduate Students	International	All Students*	% Intl.
Arts and Sciences	266	1167	22.79
Business	50	435	11.49
Engineering and Applied Sciences	189	352	53.69
Criminal Justice	9	88	10.23
Education	67	900	7.44
Nanoscale Science and Engineering	40	126	31.75
Public Health	66	469	14.07
Rockefeller	56	259	21.62
Social Welfare	17	464	3.66
Total Graduate Students	760	4260	17.84

*Based on estimated enrollment data from Institutional Research (10/7/2015).

Enrollment Comparison
International Students by School and College
2014/2015

Regions of Origins		2014	2015	% 2015 of TOTAL	% Change
TOTAL		1577	1607	100%	1.9%
1	Arts and Sciences	745	769	47.85%	3.22%
2	Business	327	285	17.73%	-12.84%
3	Engineering and Applied Sciences	284	263	16.37%	-7.39%
4	Criminal Justice	17	17	1.06%	0
5	Education	72	67	4.17%	-6.94%
6	Nanoscale Science and Engineering	56	47	2.92%	-16.07%
7	Public Health	67	72	4.48%	7.46%
8	Rockefeller	91	70	4.36%	-23.08%
9	Social Welfare	18	17	1.06%	-5.56%



Fall 2015 International Visiting Scholar Profile

J-1 VISA CATEGORY	#	GENDER	
		Female	Male
Research Scholars	89	52	37
Short-Term Scholars	24	12	12
Non-Degree Students	7	6	1
Student-Interns	16	8	8
60+Total International Scholars	136	78	58
Total Countries Represented	21		

	COUNTRIES	#SCHOLARS	SCHOOLS & COLLEGES/DEPARTMENTS	#SCHOLARS
1	China	60	COLLEGE OF ARTS & SCIENCES	
2	Korea	14	Art & Art History	1
3	Turkey	10	Atmospheric Science (+ ASRC)	13
4	Canada	8	Biology	1
5	France	5	Biochemistry	1
6	Brazil	4	Chemistry	12
7	Poland	4	Geography	2
8	Ukraine	4	East Asian Studies	4
9	Belgium	3	Economics	5
10	India	3	English	5
11	Japan	3	Mathematics and Statistics	5
12	Russia	3	Psychology	2
13	United Kingdom	3	Sociology	5
14	Germany	2	Subtotal	56
15	Iran	2	SCHOOL OF BUSINESS	
16	Kazakhstan	2	Business + Management Information Systems	3
17	Mexico	2	COLLEGE OF ENGINEERING AND APPLIED SCIENCES	
18	Kyrgyzstan	1	Computer Science	6
19	Spain	1	SCHOOL OF EDUCATION	
20	Slovenia	1	Educational Administration	4
21	Taiwan	1	Educational Technology	5
	Total	136	Educational Theory and Practice (including TESOL)	13
			Education Leadership & Policy	1
			Educational & Counseling Psychology	6
			Subtotal	29
			NANOSCALE SCIENCE & ENGINEERING	6
			SCHOOL OF PUBLIC HEALTH	
			Biomedical Sciences	3
			Cancer Research Center	2
			Center for Global Health	3
			Environmental Health Science	5
			Epidemiology and Biostatistics	7
			Health Policy, Management, and Behavior	2
			Subtotal	22
			ROCKEFELLER COLLEGE-PUB. AFFAIRS & POLICY	
			Center for Technology in Government	5
			Center for Policy Research	2
			Global Institute for Health and Human Rights	1
			Public Administration & Policy	3
			Rockefeller Institute of Government	1
			Subtotal	12
			SCHOOL OF SOCIAL WELFARE	1
			INTERNATIONAL EDUCATION	1
			TOTAL	136



UNIVERSITY AT ALBANY

State University of New York

Center for International Education and Global Strategy

Study Abroad & Exchanges
Science Library G 40
studyabroad@albany.edu
518-591-8170

International Student & Scholar Services
Science Library G 40
iss@albany.edu
518-591-8189

Intensive English Program
Science Library G 14
ielp@albany.edu
518-437-3990