



TABLE 3 Cutoff Scores for the *F* Distribution




Denom- inator df	Signi- ficance Level	Numerator Degrees of Freedom					
		1	2	3	4	5	6
1	.01	4.052	5.000	5.404	5.625	5.764	5.859
	.05	162	200	216	225	230	234
	.10	39.9	49.5	53.6	55.8	57.2	58.2
2	.01	98.50	99.00	99.17	99.25	99.30	99.33
	.05	18.51	19.00	19.17	19.25	19.30	19.33
	.10	8.53	9.00	9.16	9.24	9.29	9.33
3	.01	34.12	30.82	29.46	28.71	28.24	27.91
	.05	10.13	9.55	9.28	9.12	9.01	8.94
	.10	5.54	5.46	5.39	5.34	5.31	5.28
4	.01	21.20	18.00	16.70	15.98	15.52	15.21
	.05	7.71	6.95	6.59	6.39	6.26	6.16
	.10	4.55	4.33	4.19	4.11	4.05	4.01
5	.01	16.26	13.27	12.06	11.39	10.97	10.67
	.05	6.61	5.79	5.41	5.19	5.05	4.95
	.10	4.06	3.78	3.62	3.52	3.45	3.41
6	.01	13.75	10.93	9.78	9.15	8.75	8.47
	.05	5.99	5.14	4.76	4.53	4.39	4.28
	.10	3.78	3.46	3.29	3.18	3.11	3.06
7	.01	12.25	9.55	8.45	7.85	7.46	7.19
	.05	5.59	4.74	4.35	4.12	3.97	3.87
	.10	3.59	3.26	3.08	2.96	2.88	2.83
8	.01	11.26	8.65	7.59	7.01	6.63	6.37
	.05	5.32	4.46	4.07	3.84	3.69	3.58
	.10	3.46	3.11	2.92	2.81	2.73	2.67
9	.01	10.56	8.02	6.99	6.42	6.06	5.80
	.05	5.12	4.26	3.86	3.63	3.48	3.37
	.10	3.36	3.01	2.81	2.69	2.61	2.55
10	.01	10.05	7.56	6.55	6.00	5.64	5.39
	.05	4.97	4.10	3.71	3.48	3.33	3.22
	.10	3.29	2.93	2.73	2.61	2.52	2.46
11	.01	9.65	7.21	6.22	5.67	5.32	5.07
	.05	4.85	3.98	3.59	3.36	3.20	3.10
	.10	3.23	2.86	2.66	2.54	2.45	2.39
12	.01	9.33	6.93	5.95	5.41	5.07	4.82
	.05	4.75	3.89	3.49	3.26	3.11	3.00
	.10	3.18	2.81	2.61	2.48	2.40	2.33
13	.01	9.07	6.70	5.74	5.21	4.86	4.62
	.05	4.67	3.81	3.41	3.18	3.03	2.92
	.10	3.14	2.76	2.56	2.43	2.35	2.28
14	.01	8.86	6.52	5.56	5.04	4.70	4.46
	.05	4.60	3.74	3.34	3.11	2.96	2.85
	.10	3.10	2.73	2.52	2.40	2.31	2.24

TABLE 3 (cont.)



Denom- inator df	Signi- ficance Level	Numerator Degrees of Freedom					
		1	2	3	4	5	6
15	.01	8.68	6.36	5.42	4.89	4.56	4.32
	.05	4.54	3.68	3.29	3.06	2.90	2.79
	.10	3.07	2.70	2.49	2.36	2.27	2.21
16	.01	8.53	6.23	5.29	4.77	4.44	4.20
	.05	4.49	3.63	3.24	3.01	2.85	2.74
	.10	3.05	2.67	2.46	2.33	2.24	2.18
17	.01	8.40	6.11	5.19	4.67	4.34	4.10
	.05	4.45	3.59	3.20	2.97	2.81	2.70
	.10	3.03	2.65	2.44	2.31	2.22	2.15
18	.01	8.29	6.01	5.09	4.58	4.25	4.02
	.05	4.41	3.56	3.16	2.93	2.77	2.66
	.10	3.01	2.62	2.42	2.29	2.20	2.13
19	.01	8.19	5.93	5.01	4.50	4.17	3.94
	.05	4.38	3.52	3.13	2.90	2.74	2.63
	.10	2.99	2.61	2.40	2.27	2.18	2.11
20	.01	8.10	5.85	4.94	4.43	4.10	3.87
	.05	4.35	3.49	3.10	2.87	2.71	2.60
	.10	2.98	2.59	2.38	2.25	2.16	2.09
21	.01	8.02	5.78	4.88	4.37	4.04	3.81
	.05	4.33	3.47	3.07	2.84	2.69	2.57
	.10	2.96	2.58	2.37	2.23	2.14	2.08
22	.01	7.95	5.72	4.82	4.31	3.99	3.76
	.05	4.30	3.44	3.05	2.82	2.66	2.55
	.10	2.95	2.56	2.35	2.22	2.13	2.06
23	.01	7.88	5.66	4.77	4.26	3.94	3.71
	.05	4.28	3.42	3.03	2.80	2.64	2.53
	.10	2.94	2.55	2.34	2.21	2.12	2.05
24	.01	7.82	5.61	4.72	4.22	3.90	3.67
	.05	4.26	3.40	3.01	2.78	2.62	2.51
	.10	2.93	2.54	2.33	2.20	2.10	2.04
25	.01	7.77	5.57	4.68	4.18	3.86	3.63
	.05	4.24	3.39	2.99	2.76	2.60	2.49
	.10	2.92	2.53	2.32	2.19	2.09	2.03
26	.01	7.72	5.53	4.64	4.14	3.82	3.59
	.05	4.23	3.37	2.98	2.74	2.59	2.48
	.10	2.91	2.52	2.31	2.18	2.08	2.01
27	.01	7.68	5.49	4.60	4.11	3.79	3.56
	.05	4.21	3.36	2.96	2.73	2.57	2.46
	.10	2.90	2.51	2.30	2.17	2.07	2.01
28	.01	7.64	5.45	4.57	4.08	3.75	3.53
	.05	4.20	3.34	2.95	2.72	2.56	2.45
	.10	2.89	2.50	2.29	2.16	2.07	2.00


TABLE 3 (cont.)



Denom- inator df	Signi- ficance Level	Numerator Degrees of Freedom					
		1	2	3	4	5	6
29	.01	7.60	5.42	4.54	4.05	3.73	3.50
	.05	4.18	3.33	2.94	2.70	2.55	2.43
	.10	2.89	2.50	2.28	2.15	2.06	1.99
30	.01	7.56	5.39	4.51	4.02	3.70	3.47
	.05	4.17	3.32	2.92	2.69	2.53	2.42
	.10	2.88	2.49	2.28	2.14	2.05	1.98
35	.01	7.42	5.27	4.40	3.91	3.59	3.37
	.05	4.12	3.27	2.88	2.64	2.49	2.37
	.10	2.86	2.46	2.25	2.11	2.02	1.95
40	.01	7.32	5.18	4.31	3.83	3.51	3.29
	.05	4.09	3.23	2.84	2.61	2.45	2.34
	.10	2.84	2.44	2.23	2.09	2.00	1.93
45	.01	7.23	5.11	4.25	3.77	3.46	3.23
	.05	4.06	3.21	2.81	2.58	2.42	2.31
	.10	2.82	2.43	2.21	2.08	1.98	1.91
50	.01	7.17	5.06	4.20	3.72	3.41	3.19
	.05	4.04	3.18	2.79	2.56	2.40	2.29
	.10	2.81	2.41	2.20	2.06	1.97	1.90
55	.01	7.12	5.01	4.16	3.68	3.37	3.15
	.05	4.02	3.17	2.77	2.54	2.38	2.27
	.10	2.80	2.40	2.19	2.05	1.96	1.89
60	.01	7.08	4.98	4.13	3.65	3.34	3.12
	.05	4.00	3.15	2.76	2.53	2.37	2.26
	.10	2.79	2.39	2.18	2.04	1.95	1.88
65	.01	7.04	4.95	4.10	3.62	3.31	3.09
	.05	3.99	3.14	2.75	2.51	2.36	2.24
	.10	2.79	2.39	2.17	2.03	1.94	1.87
70	.01	7.01	4.92	4.08	3.60	3.29	3.07
	.05	3.98	3.13	2.74	2.50	2.35	2.23
	.10	2.78	2.38	2.16	2.03	1.93	1.86
75	.01	6.99	4.90	4.06	3.58	3.27	3.05
	.05	3.97	3.12	2.73	2.49	2.34	2.22
	.10	2.77	2.38	2.16	2.02	1.93	1.86
80	.01	6.96	4.88	4.04	3.56	3.26	3.04
	.05	3.96	3.11	2.72	2.49	2.33	2.22
	.10	2.77	2.37	2.15	2.02	1.92	1.85
85	.01	6.94	4.86	4.02	3.55	3.24	3.02
	.05	3.95	3.10	2.71	2.48	2.32	2.21
	.10	2.77	2.37	2.15	2.01	1.92	1.85
90	.01	6.93	4.85	4.01	3.54	3.23	3.01
	.05	3.95	3.10	2.71	2.47	2.32	2.20
	.10	2.76	2.36	2.15	2.01	1.91	1.84

APPENDIX

TABLE 3 (cont.)



Denominator df	Significance Level	Numerator Degrees of Freedom					
		1	2	3	4	5	6
95	.01	6.91	4.84	4.00	3.52	3.22	3.00
	.05	3.94	3.09	2.70	2.47	2.31	2.20
	.10	2.76	2.36	2.14	2.01	1.91	1.84
100	.01	6.90	4.82	3.98	3.51	3.21	2.99
	.05	3.94	3.09	2.70	2.46	2.31	2.19
	.10	2.76	2.36	2.14	2.00	1.91	1.83
∞	.01	6.64	4.61	3.78	3.32	3.02	2.80
	.05	3.84	3.00	2.61	2.37	2.22	2.10
	.10	2.71	2.30	2.08	1.95	1.85	1.78

TABLE 4 Cutoff Scores for the Chi-Square Distribution



df	Significance Level		
	.10	.05	.01
1	2.706	3.841	6.635
2	4.605	5.992	9.211
3	6.252	7.815	11.345
4	7.780	9.488	13.277
5	9.237	11.071	15.087
6	10.645	12.592	16.812
7	12.017	14.067	18.475
8	13.362	15.507	20.090
9	14.684	16.919	21.666
10	15.987	18.307	23.209