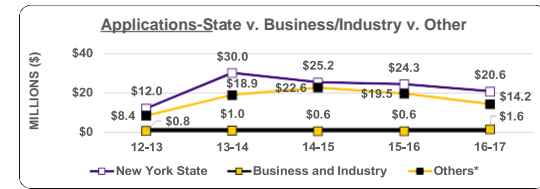
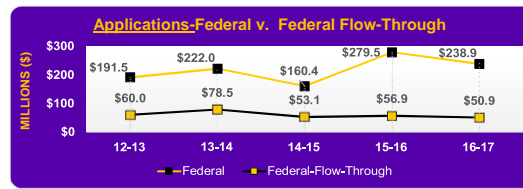
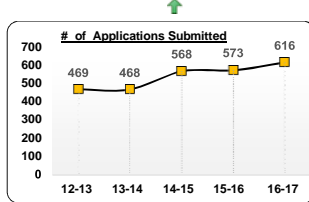
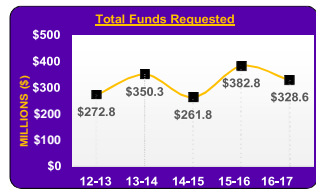
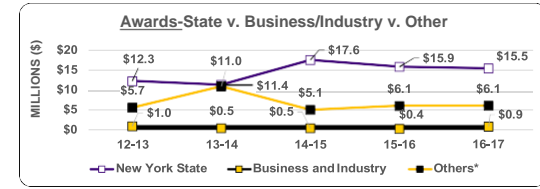
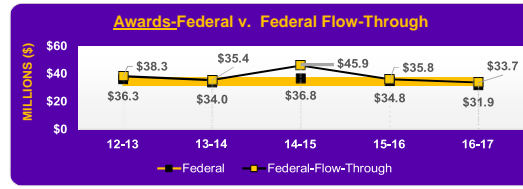
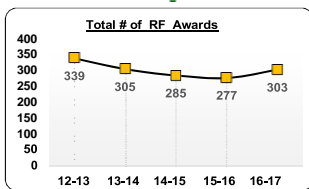
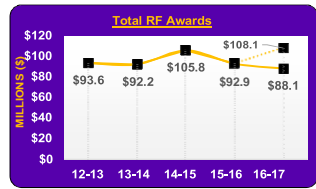


UALBANY RESEARCH PERFORMANCE DASHBOARD, FY 2016-2017
 Division for Research
 Data Includes Research Foundation for the State University of New York (RF-SUNY) Activity

APPLICATION DATA



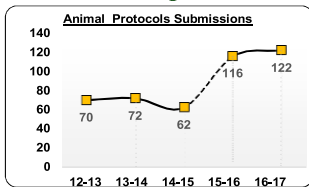
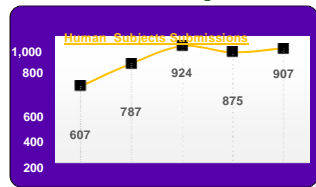
AWARD DATA**



**PDP averages \$30M in awards per year. At the close of FY16-17, PDP awards totaled \$9M with a \$20M award pending. With the new BI system, the delayed PDP award will now be counted in FY17-18.

TYPES & SOURCES OF FUNDING - 5-YEAR SUMMARY OF EXPENDITURES (FY 2012-13 TO FY 2016-17)*

REGULATORY RESEARCH COMPLIANCE***



***In fact, there's no significant change in FY 15-16. The significant "increase" in FY 16 was because more details about tracking modifications (about 55% of our submissions in the last two fiscal years) including changes in procedure, personnel and animal transfers, were available than previous years.

INNOVATION DEVELOPMENT AND COMMERCIALIZATION

Fiscal Year	Disclosure Received	U.S. Patent Application Filed	U.S. Patents Issued	Options & Licenses Executed	License Income
2012-13	16	16	3	1	\$41,454
2013-14	22	18	4	2	\$42,857
2014-15	31	20	2	3	\$60,755
2015-16	17	20	5	9	\$224,882
2016-17	11	16	2	10	\$215,947

*\$30.6M for NYS Mesonet Project is not included because FEMA is not a traditional Federal sponsor and the FEMA award would bias the data.

