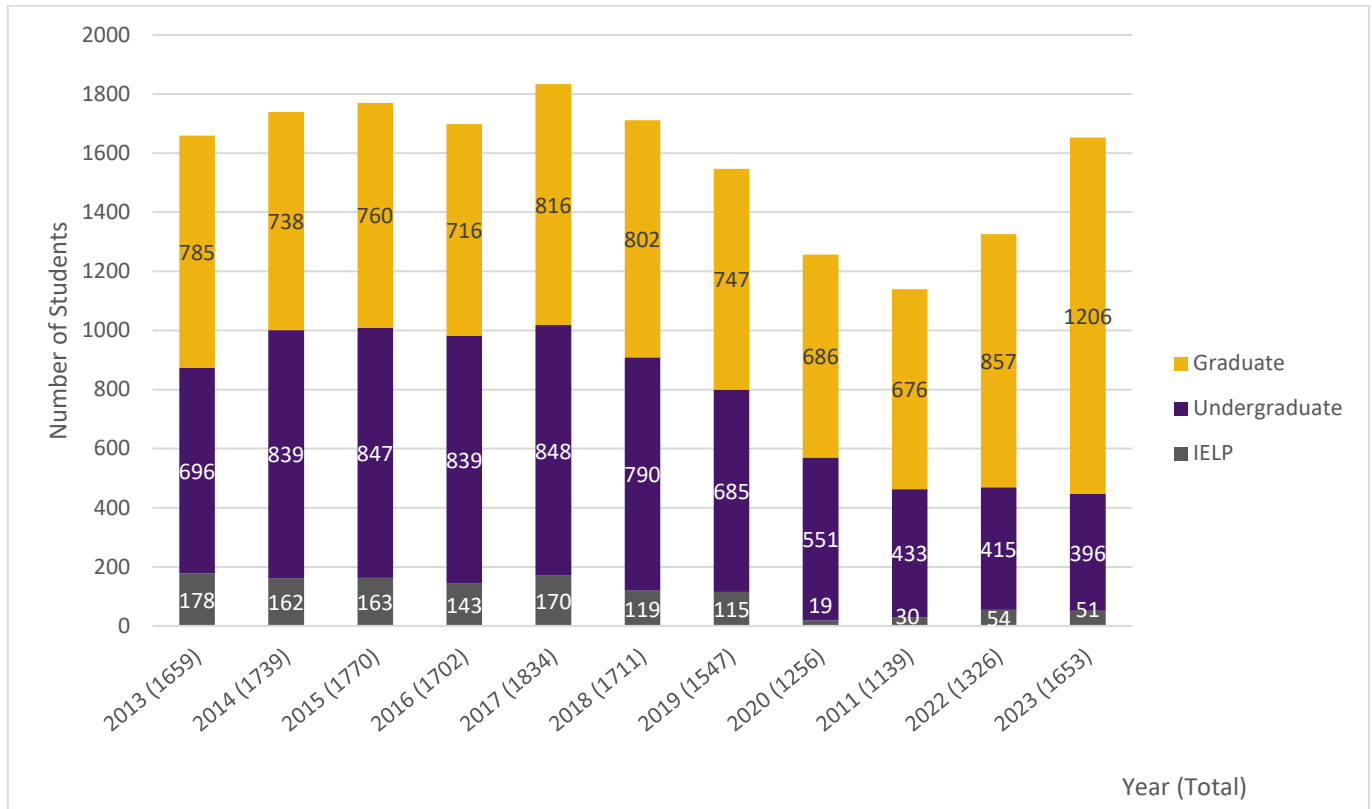




University at Albany  
Center for International Education and  
Global Strategy  
International Student & Scholar Services

Fall 2023  
PROFILE OF INTERNATIONAL  
STUDENTS

## International Student Fall Enrollment Profile (2013-2023)



### International Student Profile FALL 2023 AGGREGATE TOTALS

|   | Number      | % of Total | Gender <sup>1</sup> |              |            |              |
|---|-------------|------------|---------------------|--------------|------------|--------------|
|   |             |            | Female              |              | Male       |              |
|   |             |            | Number              | % of Total   | Number     | % of Total   |
| <b>Graduate Students</b>  | 1206        | 75.3%      | 567                 | 47.0%        | 639        | 53.0%        |
| <b>Undergraduate Students</b>                                   | 396         | 24.7%      | 190                 | 48.0%        | 206        | 52.0%        |
| <b>Total Registered International Students (Excluding IELP)</b> | <b>1602</b> |            | <b>757</b>          | <b>47.3%</b> | <b>845</b> | <b>52.7%</b> |
| <b>IELP Students</b>  | 51          |            | 32                  | 62.7%        | 19         | 37.2%        |
| <b>Total International &amp; IELP Students</b>                  | <b>1653</b> |            | <b>789</b>          | <b>47.7%</b> | <b>864</b> | <b>52.3%</b> |
| <b>Total Countries Represented</b>                              | <b>106</b>  |            |                     |              |            |              |
| <b>Total Students on Post Completion OPT and STEM OPT</b>       | <b>330</b>  |            |                     |              |            |              |

<sup>1 1</sup> Based on gender listed (if any) in student demographic data.

| Percentage of Student Representation by World Region (excluding IELP) |                              |        |        |         |  |                         |
|---|------------------------------|--------|--------|---------|--|-------------------------|
| Africa (Sub-Saharan)  | Asia (Excluding Middle East) | Canada | Europe | Oceania | South America, Latin America & Caribbean | Middle East & N. Africa |
| 4.4%  | 77.8%                        | 2.0%   | 5.3%   | 0.0%    | 3.8%                                     | 6.6%                    |

| International Students<br>Top 14 Countries<br>(Excluding IELP Enrollment) |                                      |     | IELP Students<br>17 Countries Represented |              |    |
|---|--------------------------------------|-----|---|--------------|----|
| 1   | India                                | 751 | 1   | Japan        | 26 |
| 2   | China (includes Hong Kong and Macau) | 186 | 2   | China        | 8  |
| 3   | South Korea                          | 124 | 3   | Albania      | 2  |
| 4   | Iran                                 | 38  | 4   | Benin        | 2  |
| 5   | Bangladesh                           | 32  | 5   | Angola       | 1  |
|   | Canada                               | 32  | 6   | Bangladesh   | 1  |
| 7   | Turkey                               | 29  | 7   | Brazil       | 1  |
| 8   | Taiwan                               | 24  | 8   | Congo        | 1  |
| 9   | Ghana                                | 22  | 9   | India        | 1  |
|   | Nigeria                              | 22  | 10  | Myanmar      | 1  |
| 11  | Japan                                | 17  | 11  | Saudi Arabia | 1  |
|   | Myanmar                              | 17  | 12  | Senegal      | 1  |
|   | Sri Lanka                            | 17  | 13  | South Korea  | 1  |
| 14  | Jamaica                              | 15  | 14  | Sudan        | 1  |
|   |                                      |     | 15  | Togo         | 1  |
|   |                                      |     | 16  | Turkey       | 1  |
|   |                                      |     | 17  | Uzbekistan   | 1  |

| Inbound Exchange and Visiting Students <sup>2</sup> |       |        |      |
|---|-------|--------|------|
|   | Total | Gender |      |
|   |       | Female | Male |
| Graduate  | 4     | 4      | 0    |
| Undergraduate                                       | 12    | 6      | 6    |
| Total   | 16    | 10     | 6    |

<sup>2</sup> This includes exchange students, visiting non-degree graduate students, and Fogarty Fellows. It does not include dual-degree students through the Bocconi University-Rockefeller College agreement (graduate level) or Kansai Gaidai University (undergraduate level).

## Fall 2023 International Student Profile- Countries Of Citizenship

### AFRICA - Sub-Saharan (19 Countries)

| Country      |              | Undergraduate | Visiting Undergraduate | Graduate  | Visiting Graduate | IELP     | Total     |
|--------------|--------------|---------------|------------------------|-----------|-------------------|----------|-----------|
| 1            | Angola       |               |                        |           |                   | 1        | 1         |
| 2            | Benin        |               |                        |           |                   | 2        | 1         |
| 3            | Cameroon     |               |                        | 2         |                   |          | 2         |
| 4            | Congo        |               |                        | 1         |                   | 1        | 2         |
| 5            | Ethiopia     |               |                        | 1         |                   |          | 1         |
| 6            | Ghana        | 4             |                        | 18        |                   |          | 22        |
| 7            | Kenya        |               |                        | 2         |                   |          | 2         |
| 8            | Liberia      |               |                        | 1         |                   |          | 1         |
| 9            | Mozambique   | 1             |                        |           |                   |          | 1         |
| 10           | Namibia      |               |                        | 1         |                   |          | 1         |
| 11           | Nigeria      | 3             |                        | 19        |                   |          | 22        |
| 12           | Rwanda       |               |                        | 1         |                   |          | 1         |
| 13           | Senegal      | 1             |                        | 1         |                   | 1        | 3         |
| 14           | South Africa | 1             |                        |           |                   |          | 1         |
| 15           | Tanzania     |               |                        | 2         |                   |          | 2         |
| 16           | Sudan        |               |                        |           |                   | 1        | 1         |
| 17           | Togo         |               |                        |           |                   | 1        | 1         |
| 18           | Zambia       | 1             |                        |           |                   |          | 1         |
| 19           | Zimbabwe     | 8             |                        | 3         |                   |          | 11        |
| <b>Total</b> |              | <b>19</b>     | <b>0</b>               | <b>52</b> | <b>0</b>          | <b>7</b> | <b>78</b> |

### ASIA (25 Countries)

| Country      |                                    | Undergraduate | Visiting Undergraduate | Graduate   | Visiting Graduate | IELP      | Total       |
|--------------|------------------------------------|---------------|------------------------|------------|-------------------|-----------|-------------|
| 1            | Afghanistan                        |               |                        | 1          |                   |           | 1           |
| 2            | Bangladesh                         | 10            |                        | 22         |                   | 1         | 33          |
| 3            | Cambodia                           |               |                        | 1          |                   |           | 1           |
| 4            | China (includes Hong Kong & Macau) | 57            |                        | 128        | 1                 | 8         | 194         |
| 5            | India                              | 73            |                        | 678        |                   | 1         | 752         |
| 6            | Indonesia                          |               |                        | 9          |                   |           | 9           |
| 7            | Japan                              | 9             | 1                      | 7          |                   | 26        | 43          |
| 8            | Kazakhstan                         |               |                        | 3          | 1                 |           | 4           |
| 9            | Laos                               |               |                        | 3          |                   |           | 3           |
| 10           | Malaysia                           | 3             |                        | 2          |                   |           | 5           |
| 11           | Mongolia                           | 1             |                        |            |                   |           | 1           |
| 12           | Myanmar                            | 6             |                        | 11         |                   | 1         | 18          |
| 13           | Nepal                              | 5             |                        | 7          |                   |           | 12          |
| 14           | Pakistan                           | 3             |                        | 9          |                   |           | 12          |
| 15           | Philippines                        | 1             |                        | 6          |                   |           | 7           |
| 16           | Singapore                          | 2             |                        | 2          |                   |           | 4           |
| 17           | South Korea                        | 50            | 5                      | 69         |                   | 1         | 125         |
| 18           | Sri Lanka                          | 3             |                        | 14         |                   |           | 17          |
| 19           | Taiwan                             | 5             |                        | 19         |                   |           | 24          |
| 20           | Tajikistan                         |               |                        | 1          |                   |           | 1           |
| 21           | Timor Leste                        |               |                        | 1          |                   |           | 1           |
| 22           | Turkmenistan                       | 1             |                        |            |                   |           | 1           |
| 23           | Thailand                           | 2             |                        | 1          |                   |           | 3           |
| 24           | Uzbekistan                         | 5             |                        | 1          |                   | 1         | 7           |
| 25           | Vietnam                            | 3             |                        | 4          |                   |           | 7           |
| <b>Total</b> |                                    | <b>239</b>    | <b>6</b>               | <b>999</b> | <b>2</b>          | <b>39</b> | <b>1285</b> |

## CANADA

| Country |        | Undergraduate | Visiting Undergraduate | Graduate | Visiting Graduate | IELP | Total |
|---------|--------|---------------|------------------------|----------|-------------------|------|-------|
| 1       | Canada | 23            | 0                      | 9        | 0                 | 0    | 32    |

## EUROPE (30 Countries)

| Country |                | Undergraduate | Visiting Undergraduate | Graduate | Visiting Graduate | IELP | Total |
|---------|----------------|---------------|------------------------|----------|-------------------|------|-------|
| 1       | Albania        | 2             |                        | 1        |                   | 2    | 5     |
| 2       | Austria        | 1             |                        | 1        |                   |      | 2     |
| 3       | Azerbaijan     |               |                        | 1        |                   |      | 1     |
| 4       | Belgium        | 2             |                        | 1        |                   |      | 3     |
| 5       | Croatia        | 1             |                        |          |                   |      | 1     |
| 6       | Cyprus         | 3             |                        |          |                   |      | 3     |
| 7       | Denmark        | 1             |                        |          |                   |      | 1     |
| 8       | Estonia        | 1             |                        |          |                   |      | 1     |
| 9       | France         | 2             | 1                      | 1        |                   |      | 4     |
| 10      | Georgia        | 1             |                        |          |                   |      | 1     |
| 11      | Germany        | 5             |                        | 5        |                   |      | 10    |
| 12      | Greece         | 1             |                        |          |                   |      | 1     |
| 13      | Hungary        |               |                        | 1        |                   |      | 1     |
| 14      | Iceland        | 1             |                        | 1        |                   |      | 2     |
| 15      | Ireland        |               | 2                      | 1        |                   |      | 3     |
| 16      | Italy          | 1             | 2                      | 7        |                   |      | 10    |
| 17      | Kosovo         |               |                        | 1        |                   |      | 1     |
| 18      | Moldova        |               |                        | 1        |                   |      | 1     |
| 19      | Netherlands    | 2             |                        |          |                   |      | 2     |
| 20      | Norway         | 1             |                        |          |                   |      | 1     |
| 21      | Poland         | 3             |                        | 1        |                   |      | 4     |
| 22      | Portugal       | 2             |                        |          |                   |      | 2     |
| 23      | Romania        |               |                        | 2        |                   |      | 2     |
| 24      | Russia         |               |                        | 3        |                   |      | 3     |
| 25      | Slovakia       |               |                        | 1        |                   |      | 1     |
| 26      | Spain          | 4             |                        | 1        |                   |      | 5     |
| 27      | Sweden         | 2             |                        | 2        |                   |      | 4     |
| 28      | Switzerland    | 1             |                        | 1        |                   |      | 2     |
| 29      | Ukraine        | 2             |                        | 2        |                   |      | 4     |
| 30      | United Kingdom | 3             | 1                      | 3        |                   |      | 7     |
| Total   |                | 42            | 6                      | 38       | 0                 | 2    | 88    |

## OCEANIA (1 Country)

| Country |           | Undergraduate | Visiting Undergraduate | Graduate | Visiting Graduate | IELP | Total |
|---------|-----------|---------------|------------------------|----------|-------------------|------|-------|
| 1       | Australia |               |                        | 1        |                   |      | 1     |
| Total   |           | 0             | 0                      | 1        | 0                 | 0    | 1     |

### SOUTH AMERICA, LATIN AMERICA and the CARIBBEAN (19 Countries)

| Country      |                             | Undergraduate | Visiting Undergraduate | Graduate  | Visiting Graduate | IELP     | Total     |
|--------------|-----------------------------|---------------|------------------------|-----------|-------------------|----------|-----------|
| 1            | Argentina                   | 3             |                        | 2         |                   |          | 5         |
| 2            | Bahamas                     | 1             |                        |           |                   |          | 1         |
| 3            | Belize                      |               |                        | 1         |                   |          | 1         |
| 4            | Brazil                      | 1             |                        | 3         |                   | 1        | 5         |
| 5            | Chile                       |               |                        | 2         |                   |          | 2         |
| 6            | Colombia                    |               |                        | 7         |                   |          | 7         |
| 7            | Dominican Republic          | 1             |                        |           |                   |          | 1         |
| 8            | Ecuador                     |               |                        | 5         |                   |          | 5         |
| 9            | El Salvador                 | 1             |                        |           |                   |          | 1         |
| 10           | Grenada                     |               |                        | 1         |                   |          | 1         |
| 11           | Guyana                      |               |                        | 1         |                   |          | 1         |
| 12           | Haiti                       | 1             |                        |           |                   |          | 1         |
| 13           | Jamaica                     | 13            |                        | 2         |                   |          | 15        |
| 14           | Mexico                      |               |                        | 5         |                   |          | 5         |
| 15           | Nicaragua                   |               |                        | 1         |                   |          | 1         |
| 16           | Panama                      | 1             |                        |           |                   |          | 1         |
| 17           | Peru                        | 1             |                        | 4         |                   |          | 5         |
| 18           | St Vincent & the Grenadines |               |                        | 1         |                   |          | 1         |
| 19           | Trinidad and Tobago         | 1             |                        | 2         |                   |          | 3         |
| <b>Total</b> |                             | <b>24</b>     | <b>0</b>               | <b>37</b> | <b>0</b>          | <b>1</b> | <b>62</b> |

### MIDDLE EAST and NORTH AFRICA (11 Countries)

| Country      |              | Undergraduate | Visiting Undergraduate | Graduate  | Visiting Graduate | IELP     | Total      |
|--------------|--------------|---------------|------------------------|-----------|-------------------|----------|------------|
| 1            | Egypt        | 1             |                        | 4         |                   |          | 5          |
| 2            | Iran         | 5             |                        | 32        | 1                 |          | 38         |
| 3            | Jordan       |               |                        | 4         |                   |          | 4          |
| 4            | Libya        |               |                        | 1         |                   |          | 1          |
| 5            | Morocco      | 2             |                        | 1         |                   |          | 3          |
| 6            | Oman         | 13            |                        |           |                   |          | 13         |
| 7            | Saudi Arabia | 1             |                        | 8         |                   | 1        | 10         |
| 8            | Syria        |               |                        | 1         |                   |          | 1          |
| 9            | Tunisia      | 1             |                        |           |                   |          | 1          |
| 10           | Turkey       | 13            |                        | 16        |                   | 1        | 30         |
| 11           | Yemen        | 1             |                        |           |                   |          | 1          |
| <b>Total</b> |              | <b>37</b>     | <b>0</b>               | <b>67</b> | <b>1</b>          | <b>2</b> | <b>107</b> |

| Regions of Origin Enrollment Comparison (Excluding IELP) |  |      |      |
|--|--|------|------|
| 2023/2022  |  |      |      |
| Regions of Origin  |  | 2023 | 2022 |
| TOTAL  |  | 1602 | 1272 |
| 1  | Africa (Sub-Saharan)                         | 71   | 41   |
| 2  | Asia (Excluding the Middle East)             | 1246 | 818  |
| 3  | Canada                                       | 32   | 26   |
| 4  | Europe                                       | 86   | 80   |
| 5  | South America, Latin America & the Caribbean | 61   | 59   |
| 6  | Middle East and North Africa                 | 105  | 82   |
| 7  | Oceania                                      | 1    | 3    |

| Top 10 Countries of Origin Enrollment Comparison (Excluding IELP) |                                      |      |      |
|---|--------------------------------------|------|------|
| 2022/2023   |                                      |      |      |
| Place of Origins  |                                      | 2023 | 2022 |
| TOTAL OVERALL ENROLLMENT  |                                      | 1602 | 1272 |
| 1   | India                                | 751  | 432  |
| 2   | China (includes Hong Kong and Macau) | 186  | 227  |
| 3   | South Korea                          | 124  | 131  |
| 4   | Iran                                 | 38   | 22   |
| 5   | Bangladesh                           | 32   | 21   |
| 6   | Canada                               | 32   | 28   |
| 7   | Turkey                               | 29   | 25   |
| 8   | Taiwan                               | 24   | 26   |
| 9   | Ghana                                | 22   | 15   |
| 10  | Nigeria                              | 21   | 16   |

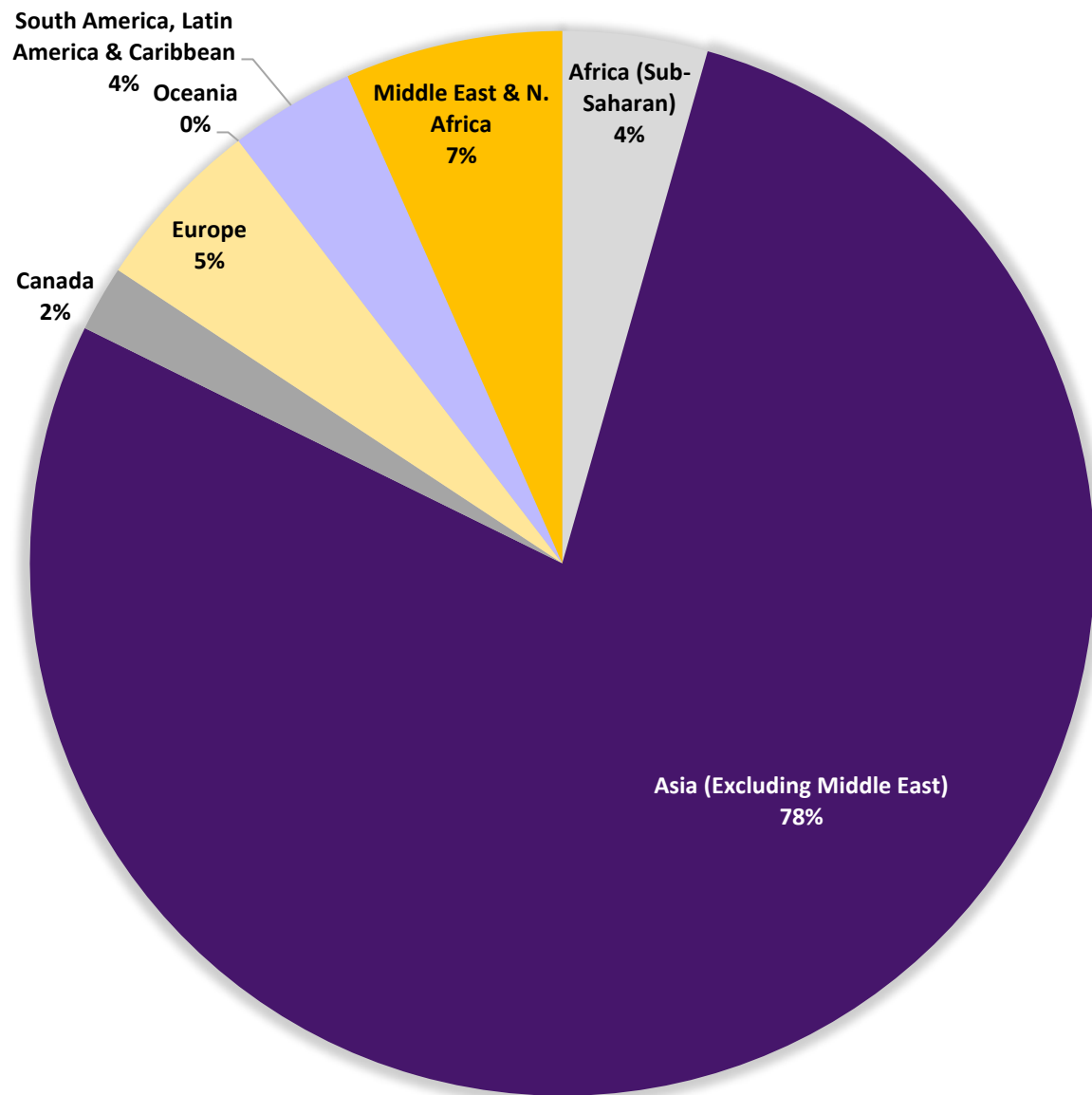
| Percentage of International Students by School/College                  |               |              |         |
|---|---------------|--------------|---------|
| Undergraduate Students  | International | All Students | % Intl. |
| All Schools and Colleges  | 396           | 12218        | 3.2%    |
| Graduate Students   | International | All Students | % Intl. |
| College of Arts and Sciences  | 425           | 1187         | 35.8%   |
| School of Business <sup>3</sup>   | 80            | 422          | 19.0%   |
| College of Nanotechnology, Science, and Engineering                     | 395           | 473          | 83.5%   |
| School of Criminal Justice  | 10            | 96           | 10.4%   |
| School of Education   | 74            | 1022         | 7.2%    |
| School of Public Health   | 55            | 432          | 12.7%   |
| Rockefeller College of Public Affairs and Policy                        | 60            | 286          | 21.0%   |
| School of Social Welfare  | 18            | 347          | 5.2%    |
| College of Emergency Preparedness, Homeland Security and Cyber Security | 89            | 400          | 22.3%   |

| Enrollment Comparison- International Students by School and College<br>2022/2023 |             |             |
|--|-------------|-------------|
| Year   | 2022        | 2023        |
| <b>TOTAL</b>   | <b>1272</b> | <b>1602</b> |
| College of Arts and Sciences   | 448         | 514         |
| School of Business   | 80          | 123         |
| College of Nanotechnology, Science & Engineering                                 | 265         | 439         |
| School of Criminal Justice   | 21          | 12          |
| School of Education  | 77          | 76          |
| School of Public Health  | 52          | 57          |
| Rockefeller College of Public Affairs and Policy                                 | 72          | 65          |
| School of Social Welfare   | 18          | 19          |
| College of Emergency Preparedness, Homeland Security and Cyber Security          | 53          | 109         |
| Undeclared/University Wide   | 186         | 188         |

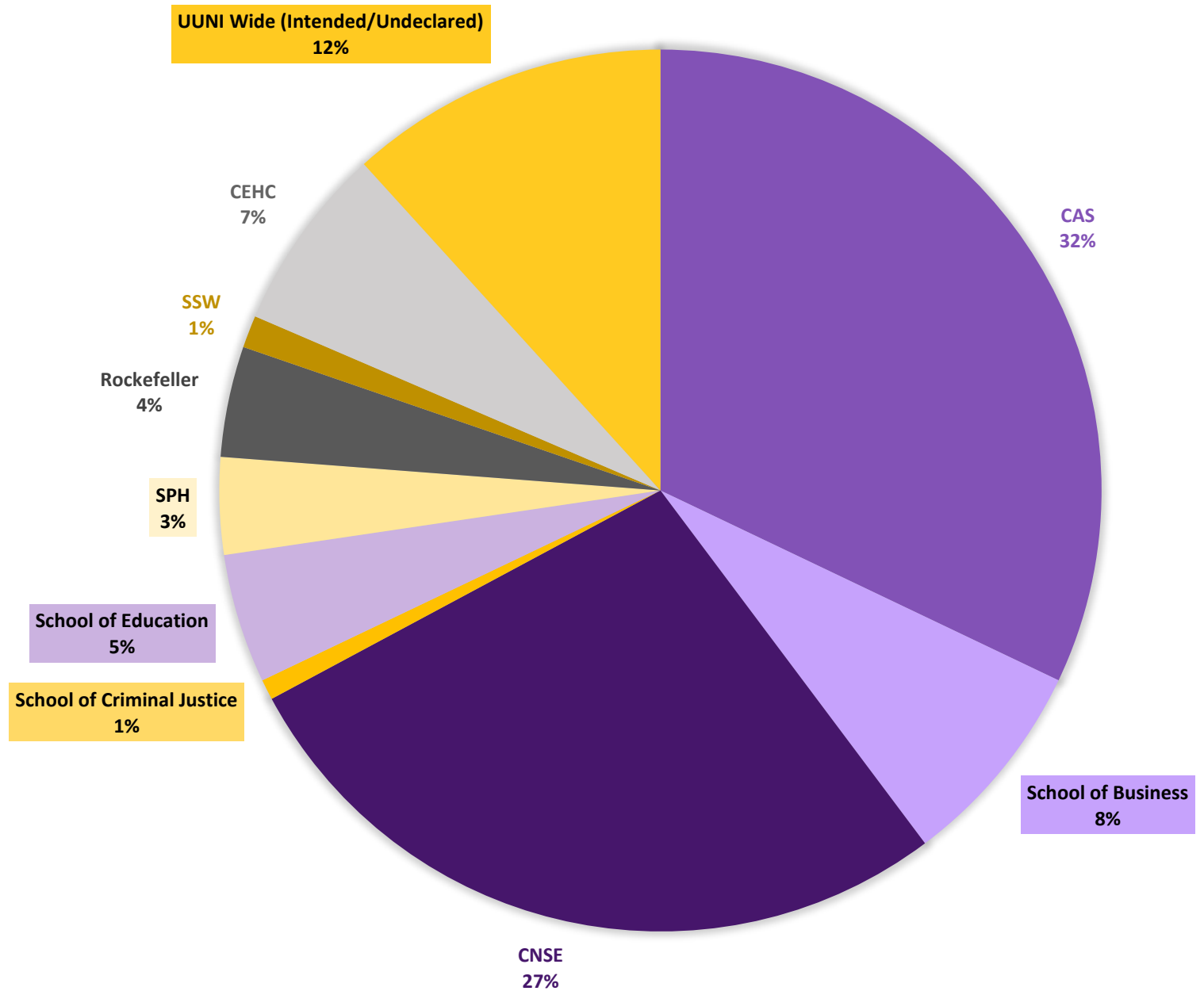
<sup>3</sup> Students in the MS Digital Forensics & Cybersecurity Program are listed under School of Business



**Percentage of International Student  
Representation by Region- Excluding IELP  
(Fall 2023)**



# Distribution of International Students by School and College (Fall 2023)



## **Center for International Education and Global Strategy**

**International Student & Scholar Services**

Science Library G 40

[iss@albany.edu](mailto:iss@albany.edu)

518-591-8172