



Data Brief #1 :: 06.16.10

Youth Entering the Orange County System of Care

Report Period: January through May, 2010

Data Source: Enrollment and Demographic Information Form (EDIF), completed on all youth who are referred into the system of care (SOC).

Evaluators: LuAnn McCormick (Lead) - lmccormick@uamail.albany.edu
Ann Cleary (Local Evaluation Coordinator) – acleary@uamail.albany.edu

How many youth and young adults have been referred into the System of Care?

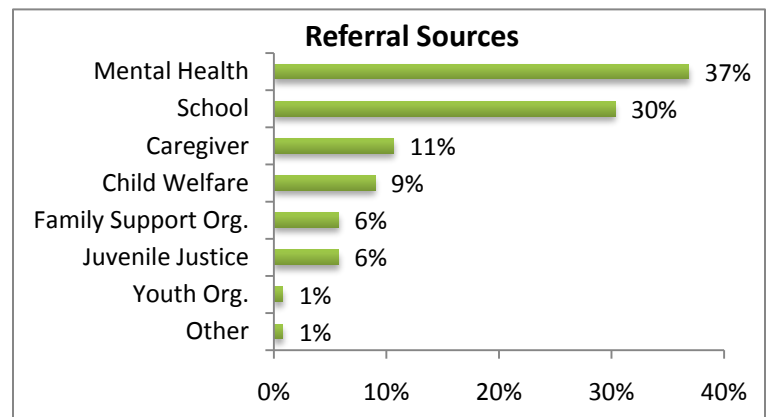
153

122 EDIFs have been submitted for analysis. These are presented below.

Where are referrals coming from?

The majority of referrals have come from mental health agencies (45 referrals, or 37% of all referrals) and schools (37 referrals, or 30%).

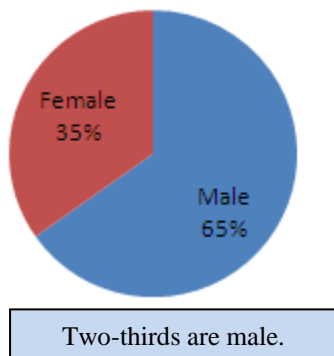
Some youth referred into the system of care are transitioning from the SPOA system (15, 12%). Two youth participated in a Network within the past 6 months.¹ Most youth (105, 85%) have not received mental health-related services in the 6 months before referral or are new to the mental health system.



Does every youth referred continue on with SOC services?

Most youth are eligible and continue into the system of care (95 out of 112 referrals).² Sixteen youth and families were eligible but did not continue with services.³ Only 1 youth was determined to be not eligible for continuing SOC services.

Of the 95 youth and young adults who are enrolled into the system of care...



The average age is 12.78, ranging from 3 to 19 years old. Most youth are 7 to 18 years old.

Age Groups	Number	Percent
Birth to 3 years	1	1%
4 to 6 years	5	5%
7 to 11 years	29	31%
12 to 14 years	26	27%
15 to 18 years	30	32%
19 to 21 years	4	4%
Total	95	100%

Race	N	%
White	71	83%
Black, Afr.Amer.	7	8%
Multi-Racial	8	9%
Total*	86	100%

The majority of youth are White. One-quarter are of Hispanic or Latino origin.
*9 responses are missing.

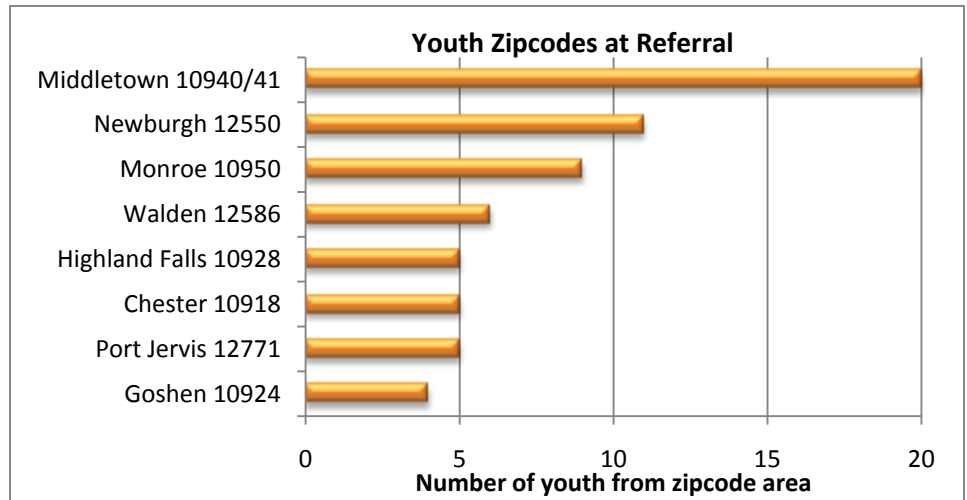
¹ SPOA = Single Point of Access into mental health services. Network is a program of family support through Family Empowerment Council.

² Eligibility and continuing SOC services are still being assessed for 10 youth.

³ They may have declined services, moved out of the area, or had other circumstances. We will report on these reasons in the next data brief.

Where do youth live at the time of referral?

About 1 in 5 youth lives in Middletown; about 1 in 10 lives in Newburgh or Monroe. Zip codes not displayed in the chart account for less than four youth in each zip code.



What agencies are involved with the youth?

Youth and young adults are involved with as many as 5 different agencies, averaging 2 agencies. The top 3 agencies that youth are involved with are school, child welfare, and mental health.

16% of youth are involved with at least the top 3 agencies at the same time.

Agency	N	Percent of Youth
School	51	53.7%
Child welfare	50	52.6%
Mental health	43	45.3%
Probation	10	10.5%
Physical health	5	5.3%
Sub abuse	5	5.3%
Family court	5	5.3%
Juvenile court	1	1.1%
Early Head Start	1	1.1%
Corrections	0	.0%
Other	12	12.6%
Total	95	100.0%

*Multiple responses allowed.

Update on the National Longitudinal Study

- 36 out of 38 (95%) of families asked for consent to contact for the evaluation have signed the form.
- 23 baseline interviews have been completed.
- 6 baseline interviews are currently scheduled.
- Forms and procedures are in place for the Services and Costs Study. Data collection began in May 2010 and will be uploaded to the ICN in July.

Update on TRAC/NOMs

- 74 NOMs baseline tools have been entered into the CMHS-TRAC system.

###

For additional information about the evaluation program, contact:

LuAnn McCormick, PhD, Lead Evaluator, lmccormick@uamail.albany.edu, 518.442.5731 /or/
Ann Cleary, Local Evaluation Coordinator, acleary@uamail.albany.edu, 518.817.6402

