

# INDIVIDUAL RECORDS

## TOTAL OFFENSE

### Most Yards Gained

*Game:* 404, Joe Savino (Sr.) vs. Southern Conn. State, 11-15-97 (6 rushing, 398 passing)  
*Season:* 2,752, Joe Savino (Sr.), 1997 (375 rushing, 2,377 passing)  
*Career:* 7,660, Joe Savino, 1994-97 (645 rushing, 7,015 passing)

## RUSHING

### Most Rushes

*Game:* 36, Tom DeBlois (Jr.) vs. Springfield, 11-15-75 (286 yards)  
36, Gary Jones (Jr.) vs. Duquesne, 11-23-02 (194 yards)  
*Season:* 231, Gary Jones (Jr.), 2002 (1,509 yards)  
*Career:* 639, Pat Ryder, 1986-89 (2,245 yards)

### Most Yards Gained

*Game:* 286, Tom DeBlois (Jr.) vs. Springfield, 11-15-75 (36 rushes)  
*Season:* 1,524, Gary Jones (Sr.), 2003 (211 rushes)  
*Career:* 3,033, Gary Jones, 2002-03 (442 rushes)

### Highest Average Gain Per Rush

*Season:*  
(min. 125 rushes) 7.47, Tom DeBlois (So.), 1974 (135 for 1,009)  
(min. 175 rushes) 7.22, Gary Jones (Sr.), 2003 (211 for 1,524)  
*Career:*  
(min. 200 rushes) 6.50, Ben Alston, 1990-92 (206 for 1,339)  
(min. 400 rushes) 6.86, Gary Jones, 2002-03 (442 for 3,033)

### Most Rushing Yards, Two & Three Consecutive Games

*2-Game:* 453, Gary Jones (Sr.), 2003 (242 vs. Stony Brook, Oct. 25; 211 vs. Wagner, Nov. 1)  
366, Tom DeBlois (So.), 1974 (153 vs. Nichols, Oct. 19; 213 vs. Brockport, Oct. 26)  
*3-Game:* 648, Gary Jones (Sr.), 2003 (242 vs. Stony Brook, Oct. 25; 211 vs. Wagner, Nov. 1; 195 vs. Robert Morris, Nov. 8)  
504, Tom DeBlois (So.), 1974 (138 vs. Massachusetts Maritime, Oct. 11; 153 vs. Nichols, Oct. 19; 213 vs. Brockport, Oct. 26)

### Longest Rushing Play for TD

99 - Sam Haliston (So.) vs. Norwich, 10-22-77  
94 - Orin Griffin (Jr.) vs. Brockport, 9-27-75

### Longest Rushing Play for TD by an Opponent

89 - Bobby Kane (Stony Brook), 10-19-96

## PASSING

### Most Passes Completed

*Game:* 24, Joe Savino (So.) vs. Stony Brook, 11-19-95 (39 attempted)  
*Season:* 150, Joe Savino (Sr.), 1997 (256 attempted)  
*Career:* 493, Joe Savino, 1994-97 (946 attempted)

### Most Passes Attempted

*Game:* 40, Joe Savino (Fr.) vs. Brockport, 9-24-94 (20 completed)  
40, Joe Savino (Jr.) vs. College of New Jersey, 11-9-96 (13 completed)  
*Season:* 256, Joe Savino (Sr.), 1997 (150 completed)  
*Career:* 946, Joe Savino, 1994-97 (493 completed)

### Most Yards Gained

*Game:* 398, Joe Savino (Sr.) vs. So. Conn. State, 11-15-97  
*Season:* 2,377, Joe Savino (Sr.), 1997  
*Career:* 7,015, Joe Savino, 1994-97

### Most Touchdown Passes

*Game:* 4, Brad Aldrich (Jr.) vs. Hampden-Sydney, 11-19-77; Joe Savino (Fr.) vs. Norwich, 10-22-94; and Joe Savino (Sr.) vs. Union, 11-8-97  
*Season:* 22, Joe Savino (Sr.), 1997  
*Career:* 56, Joe Savino, 1994-97

### Most Passes Had Intercepted

*Game:* 4, Joe Savino (Sr.) vs. Central Connecticut, 9-6-97 (3, by six players)  
*Season:* 14, Joe Savino (So.), 1995 (244 attempted)  
*Career:* 37, Joe Savino, 1994-97 (946 attempted)

### Most Passing Yards, Two & Three Consecutive Games

*2-Game:* 712, Joe Savino (Sr.), 1997 (398 vs. Southern Conn. State, Nov. 15; 314 vs. American International, Nov. 22)  
*3-Game:* 962, Joe Savino (Sr.), 1997 (250 vs. Union, Nov. 8; 398 vs. Southern Conn. State, Nov. 15; 314 vs. American International, Nov. 22)

### Longest Pass Play for TD

94 - Eric Williams to James Miner vs. Southern Conn. State, 11-14-98; 92 - Pat Ryder to Glenn Carlin vs. Fordham, 10-10-87

## RECEIVING

### Most Passes Caught

*Game:* 13, Andy Shein (Sr.) vs. Brockport, 9-24-94 (146 yards)  
*Season:* 57, Dan Gmelin (Sr.), 1997 (1,070 yards)  
*Career:* 136, Dan Gmelin, 1994-97 (2,243 yards)



QB Joe Savino is UAlbany's all-time passing and total offense leader. He was the 1997 Football Gazette player of the year.

### Most Receiving Yards Gained

*Game:* 251, Chris Phillis (Jr.) vs. Robert Morris,  
11-11-00 (6 catches)

*Season:* 1,070, Dan Gmelin (Sr.), 1997 (57 catches)

*Career:* 2,243, Dan Gmelin, 1994-97 (136 catches)

### Most Touchdown Passes Caught

*Game:* 3, Ed Sellers (Jr.) vs. Hampden-Sydney, 11-19-77

3, Andy Shein (Sr.) vs. Norwich, 10-22-94

3, Seth Thomas (Jr.) vs. King's, Pa., 11-16-96

*Season:* 10, Dan Gmelin (Sr.), 1997

*Career:* 20, Chris Phillis, 1999-01

### Highest Average Gain Per Reception

*Season:*

(min. 20 catches) 21.4, Scott Lusher (So.), 1977  
(22 for 470)

(min. 30 catches) 19.2, Chris Phillis (So.), 1999  
(33 for 635)

(min. 40 catches) 18.8, Dan Gmelin (Sr.), 1997  
(57 for 1,070)

*Career:*

(min. 30 catches) 22.9, Bob Baxter, 1973-75  
(32 for 734)

(min. 50 catches) 18.9, Larry Marin, 1990-93  
(65 for 1,226)

(min. 90 catches) 16.9, Chris Phillis, 1999-01  
(124 for 2,100)

### Most Receiving Yards, Two & Three Consecutive Games

*2-Game:* 399, Chris Phillis (Jr.), 2000 (251 vs. Robert  
Morris, Nov. 11; 148 vs. Hofstra, Nov. 18)

*3-Game:* 469, Chris Phillis (Jr.), 2000 (70 vs. Monmouth,  
Nov. 4; 251 vs. Robert Morris, Nov. 11;  
148 vs. Hofstra, Nov. 18)

## PUNTING

### Most Punts

*Game:* 12, Ed Sellers (Jr.) vs. St. Lawrence, 9-10-77  
(325 yards)

Andy Shein (Jr.) vs. Salisbury State, 10-30-93  
(371 yards)

*Season:* 65, Dave Hardy (Jr.), 1981 (2,089 yards)

*Career:* 133, Dave Hardy, 1979-82 (7,733 yards)

### Highest Average per Punt

*Season:* 39.0, Billy Pike (Sr.), 2002 (55 for 2,147)

*Career:* 33.1, Dave Hardy, 1979-82 (233 for 7,733)

### Longest Punt

80 - Mike Marrin (So.) vs. Hofstra, 9-21-74

## PUNTReturns

### Most Punt Returns

*Season:* 33, Don Bowen (Sr.), 1980 (250 yards)

*Career:* 73, Larry Marin, 1990-93 (691 yards)

### Most Yards on Punt Returns

*Season:* 368, Dan Gmelin (Sr.), 1997 (24 returns)

*Career:* 691, Larry Marin, 1990-93 (73 returns)

### Highest Average Gain Per Punt Return

*Season:* 15.33, Dan Gmelin (Sr.), 1997  
(24 for 368)



Greg Garrett (1996-99) is among the school's career leaders in rushing yards, all-purpose yards, touchdowns and scoring.

15.31, Dan Gmelin (Jr.), 1996

(13 for 199)

*Career:* 9.5, Larry Marin, 1990-93 (73 for 691)

### Longest Punt Return for TD

84 - Ray Gay (Sr.) vs. Plattsburgh, 11-5-77

## KICKOFF RETURNS

### Most Kickoff Returns

*Season:* 31, Ben Alston (So.), 1990 (825 yards)

*Career:* 66, Ben Alston, 1990-93 (1,603 yards)

### Most Yards on Kickoff Returns

*Season:* 825, Ben Alston (So.), 1990 (31 returns)

*Career:* 1,603, Ben Alston, 1990-92 (66 returns)

### Highest Average Gain Per Kickoff Return

*Season:* 26.6, Ben Alston (So.), 1990 (31 for 825)

*Career:* 24.3, Ben Alston, 1990-93 (66 for 1,603)

### Longest Kickoff Return for TD

97 - Steve McNeil (Fr.) vs. Buffalo, 11-5-88

## FIELD GOALS

### Most Field Goals Made

*Game:* 3, Scott Reagan vs. Cortland, 10-19-85  
(3 attempted)

*Season:* 12, Scott Reagan (Sr.), 1985 (16 attempted)

*Career:* 22, Bryan Bagstad, 1999-01 (36 attempted)

### Most Field Goals Attempted

*Game:* 4, Sean King vs. Central Connecticut, 9-9-95  
(1 made)

*Season:* 16, Scott Reagan (Sr.), 1985 (12 made)

*Career:* 37, Tony Chechile, 1986-89 (20 made)

## Longest Field Goal Made

53 - Mike Malvin (Jr.) vs. St. Lawrence, 11-16-91

## SCORING

### Most Points Scored

*Game:* 30, Tom DeBlois (Jr.) vs. Springfield, 11-15-75

*Season:* 138, Gary Jones (Jr.), 2002

*Career:* 252, Gary Jones, 2002-03

### Most Touchdowns Scored

*Game:* 5, Tom DeBlois (Jr.) vs. Springfield, 11-15-75

*Season:* 23, Gary Jones (Jr.), 2002

*Career:* 42, Gary Jones, 2002-03

### Most Touchdowns Scored By Rushing

*Game:* 5, Tom DeBlois (Jr.) vs. Springfield, 11-15-75

*Season:* 22, Gary Jones (Jr.), 2002

*Career:* 40, Gary Jones, 2002-03

### Most Extra Points Made by Kicking

*Game:* 9, Al Martin (Jr.) vs. Massachusetts Maritime,  
10-11-74 (11 attempts)

*Season:* 44, Al Martin (Jr.), 1974 (49 attempts)

*Career:* 101, Deron Regev, 1995-98 (115 attempted)

101, Bryan Bagstad, 1999-01 (114 attempted)

### Most Extra Points Attempted by Kicking

*Game:* 11, Al Martin (Jr.) vs. Massachusetts Maritime,  
10-11-74 (9 made)

*Season:* 49, Al Martin (Jr.), 1974

*Career:* 115, Deron Regev, 1995-98 (101 made)

## ALL-PURPOSE RUNNING

### Most Yards Gained

*Game:* 282, Gary Jones (Jr.) vs. Drake, 10-12-02  
(191 rushing, 91 receiving, 0 punt returns,  
0 kickoff returns)

273, Dan Gmelin (Sr.) vs. Southern Conn. State,  
11-15-97 (1 rushing, 215 receiving, 5 punt returns,  
52 kickoff returns)

*Season:* 1,949, Gary Jones (Jr.), 2002 (1,509 rushing,  
163 receiving, 0 punt returns, 277 kickoff returns)

*Career:* 3,639, Gary Jones, 2002-03 (3,033 rushing, 227  
receiving, 0 punt returns, 379 kickoff returns)  
3,562, Greg Garrett, 1996-99 (2,958 rushing, 403  
receiving, 0 punt returns, 201 kickoff returns)

## INTERCEPTIONS

*Game:* 3, by eight players.

Most Recent: Fred Daughtry (Fr.) vs.  
Norwich, 10-22-94 & Leon Williams  
(So.) vs. Cortland, 10-13-90

*Season:* 9, Wayne Anderson (So.), 1984

*Career:* 19, Wayne Anderson, 1983-86

### Longest Interception Return for TD

90 - Chris Pizzo (Sr.) vs. Alfred, 9-16-89

## TACKLES

*Game:* 24, Don Mion (Sr.) vs. Alfred, 9-28-74

*Season:* 143, Ken Schoen (Sr.), 1974

*Career:* 354, Josh Bazan, 1999-2002

# TEAM RECORDS

## Most Yards Gained

*Game:* 635 vs. Salisbury State, 10-31-92  
(473 rushing, 162 passing)

*By Opp.:* 619, by Cortland, 10-28-78  
(175 rushing, 444 passing)

619, by Southern Conn. State, 11-15-97  
(253 rushing, 366 passing)

*Season:* 5,035, 1997 (814 plays)

*By Opp.:* 4,020, 2000 (755 plays)

## Most Rushing Yards Gained

*Game:* 540 vs. Curry, 10-20-73

*By Opp.:* 437, by Springfield, 9-22-90

*Season:* 3,215, 2003 (568 rushes)

*By Opp.:* 2,337, 1991 (511 rushes)

## Most Passing Yards Gained

*Game:* 398 vs. Southern Conn. State, 11-15-97

*By Opp.:* 444, by Cortland, 10-28-78

*Season:* 2,651, 1997 (282 attempts)

*By Opp.:* 2,403, 2002 (364 attempts)

## Scoring Offense

*Game:* 75 vs. Massachusetts Maritime, 10-11-74

*Half:* 47 vs. Mass. Maritime, 10-11-74 (2nd)

*Quarter:* 38 vs. C.W. Post, 9-27-97 (1st)

*Most Season:* 468, 1997 (12 games)

*Fewest Season:* 133, 1976 (9 games)

## Scoring Defense

*Game:* 65 by Hofstra, 10-27-90

*Half:* 49 by Northeastern, 9-9-00 (1st)

*Quarter:* 28 by Springfield, 9-22-90 (2nd)

28 by Florida International, 11-9-02 (3rd)

*Most Season:* 318, 2000 (11 games)

*Fewest Season:* 85, 1981 (10 games)

## SEASON-ADDITIONAL

### Most Wins

11, 1997 (11-1); 10, 1998 (10-1)

### Most Consecutive Wins

14, 1997-98; 13, 1973-75

### Most Losses

7, 1983 (3-7); 1990 (3-7); 1995 (3-7)

### Most Consecutive Losses

5, 1990-91

### Most Consecutive Games Without Being Shutout

90, 1994-2003; 38, 1986-90

### Most Consecutive Wins at Home

9, 1973-74 and 1984-85

### Most Consecutive Wins on Road

15, 1997-99

10, 1973-75

### Most Consecutive Losses at Home

5, 1993-94

### Most Consecutive Losses on Road

9, 1973-74 and 1984-85

### Largest Margin of Victory

69, Massachusetts Maritime, 10-11-74 (75-6)

### Largest Margin of Defeat

58, by Hofstra, 10-27-90 (65-7)

# ALL-TIME LEADERS

## RUSHING

### CAREER

Player	Carries	Yards	Avg.	TD
Gary Jones (2002-03)	442	3,033	6.9	40
Greg Garrett (1996-99)	634	2,958	4.7	28
Tom DeBlois (1973-76)	439	2,680	6.2	26
Peter Pedro (1986-89)	480	2,612	5.4	22
Brian Manigault (1998-01)	433	2,251	5.2	24
Pat Ryder (1986-89)	639	2,245	3.5	30
Dave Soldini (1981-85)	411	2,075	5.0	8
Glenn Sowalskie (1973-77)	308	1,973	6.4	19
Chuck Priore (1979-81)	349	1,881	5.4	13
Orin Griffin (1973-76)	288	1,812	6.3	16
Mike Mirabella (1975-78)	329	1,728	5.3	15
Levi Louis (1978-80)	333	1,690	5.1	14
Mike Imperato (1990-92)	283	1,609	5.7	12
Jeremy Kachejian (1993-95)	282	1,435	5.1	10
Jon George (2001-03)	235	1,432	6.1	12
Rogelio Mitchell (1983-86)	186	1,342	7.2	11

### SINGLE SEASON

Player	Year	Carries	Yards	Avg.	TD
Gary Jones	2003	211	1,524	7.2	18
Gary Jones	2002	231	1,509	6.5	22
Brian Manigault	2000	187	1,041	5.6	15
Dave Soldini	1984	173	1,022	6.0	2
Tom DeBlois	1975	135	1,009	7.5	8
Brian Manigault	2001	184	946	5.1	7
Sam Haliston	1977	135	940	7.0	9
Mike Mirabella	1978	148	933	6.3	8
Greg Garrett	1997	180	900	5.0	11
Chuck Priore	1980	147	879	6.0	6
Glenn Sowalskie	1977	151	866	5.7	5
Peter Pedro	1988	158	829	5.2	7
Peter Pedro	1987	156	815	5.2	8
Dave Soldini	1985	169	810	4.8	4
Mike Imperato	1992	128	735	5.7	4
Greg Garrett	1999	137	725	5.3	8
Jeremy Kachejian	1995	147	724	4.9	4
Otis Bellamy	1994	103	719	7.0	4

### By A Freshman:

Greg Garrett	1996	181	696	3.8	8
--------------	------	-----	-----	-----	---

### SINGLE GAME

Player	YDS	TC
Tom DeBlois vs. Springfield, 11-15-75	286	36
Gary Jones vs. Stony Brook, 10-25-03	242	27
Orin Griffin vs. Brockport, 9-27-75	235	11
Glenn Sowalskie vs. Hampden-Sydney, 11-19-77	230	28
Tom DeBlois vs. Brockport, 10-26-74	213	15
Dave Duprey vs. Plattsburgh, 11-8-75	212	---
Gary Jones vs. Wagner, 11-1-03	211	16
Dave Soldini vs. Norwich, 10-20-84	209	27
Mike Mirabella vs. Brockport, 9-30-78	206	25
Levi Louis vs. Cortland, 10-28-78	203	27
Gary Jones vs. Sacred Heart, 9-21-02	199	14
Gary Jones vs. Robert Morris, 11-8-03	195	28
Gary Jones vs. Duquesne, 11-23-02	194	36
Gary Jones vs. Drake, 10-12-02	191	24
Peter Pedro vs. Norwich, 10-22-88	186	18
Dave Soldini vs. Hofstra, 11-2-85	186	25
Sam Haliston vs. Norwich, 10-22-77	184	16
Chuck Priore vs. Cortland, 10-18-80	182	13
Tom DeBlois vs. Plattsburgh, 11-6-76	168	19
Brian Manigault vs. Sacred Heart, 10-20-01	167	18
Gary Jones vs. Sacred Heart, 9-27-03	162	24
Brian Manigault vs. Sacred Heart, 10-21-00	162	29
Brad Gerber vs. Cortland, 10-16-93	162	24
Dave Soldini vs. Marist, 11-10-84	162	34

Pat Ryder vs. Rensselaer, 10-3-87	161	26
Jeremy Kachejian vs. Cortland, 10-15-94	159	26
Pat Ryder vs. Springfield, 9-23-89	158	23
Gary Jones vs. St. Francis, Pa., 10-11-03	157	17
Brian Manigault vs. Central Conn. State, 10-28-00	157	16
Rogelio Mitchell vs. Rensselaer, 9-20-86	156	7
Gary Jones vs. Central Conn. State, 9-14-02	154	18
Otis Bellamy vs. Salisbury State, 10-29-94	154	15
Tom DeBlois vs. Nichols, 10-19-74	153	26
Tom DeBlois vs. Rensselaer, 11-16-74	151	24
Gary Jones vs. St. Francis, Pa., 10-26-02	150	18
Greg Garrett vs. St. Lawrence, 9-21-96	150	23
Glenn Sowalskie vs. Plattsburgh, 12-9-74	150	12
Brian Manigault vs. Monmouth, 11-3-01	148	26
Glenn Sowalskie vs. Brockport, 9-24-77	148	21
Tom DeBlois vs. Curry, 10-20-73	148	---
Brian Manigault vs. Robert Morris, 11-10-01	146	28
Dave Soldini vs. Norwich, 10-26-85	146	20
Peter Pedro vs. Hofstra, 10-29-88	145	26
Chuck Priore vs. Brockport, 9-26-81	144	11
Levi Louis vs. Norwich, 10-21-78	144	18
Ben Alston vs. Salisbury State, 10-31-92	143	7
Jeremy Kachejian vs. Central Conn. State, 9-9-95	142	20
Gary Jones vs. Towson, 11-15-03	140	26
Peter Pedro vs. Rensselaer, 10-3-87	140	21
Sam Haliston vs. Brockport, 9-24-77	140	17
Kevin Adams vs. Hofstra, 10-28-89	139	11
Levi Louis vs. Brockport, 9-30-78	138	19
Tom DeBlois vs. Mass. Maritime, 10-11-74	138	16
Tom DeBlois vs. R.I.T., 10-5-74	138	11
Gary Jones vs. St. Peter's, 10-4-03	137	17
Mike Browne vs. Gannon, 10-26-96	137	18
Pat Ryder vs. Cortland, 10-17-87	137	18
Rogelio Mitchell vs. Buffalo, 11-3-84	134	10
Dave Soldini vs. Hofstra, 10-27-84	133	21
Tom DeBlois vs. Nichols, 9-29-73	133	28
Mike Mirabella vs. Cortland, 10-28-78	131	15
Glenn Sowalskie vs. Cortland, 10-15-77	131	18
John Bertuzzi vs. Curry, 10-20-73	129	---
Jack Burger vs. Brockport, 9-29-79	128	8
Sam Haliston vs. Cortland, 11-15-77	128	14
Mike Imperato vs. Union, 10-10-92	127	24
Chuck Priore vs. Central Florida, 11-8-80	127	21
Marvin Perry vs. Curry, 10-20-73	126	---
Greg Garrett vs. Mercyhurst, 9-14-96	125	29
Dave Soldini vs. Brockport, 9-22-84	125	14
Mike Mirabella vs. Towson, 10-7-78	125	18
Orin Griffin vs. Alfred, 9-13-75	125	17
Gary Jones vs. Florida International, 11-9-02	124	18
Brad Gerber vs. Norwich, 10-23-93	124	22
Dave Soldini vs. Plymouth State, 11-23-85	124	16
Levi Louis vs. Cortland, 10-18-80	124	12
Sam Haliston vs. Maine, 10-29-77	123	15
Otis Bellamy vs. Norwich, 10-22-94	122	15
Otis Bellamy vs. St. Lawrence, 9-17-94	122	14
Terry Walsh vs. Buffalo, 10-13-79	122	16
John Bertuzzi vs. Curry, 11-2-74	122	12
Peter Pedro vs. Hofstra, 10-30-87	121	20
Otis Bellamy vs. William Paterson, 11-13-93	120	18
Jeremy Kachejian vs. Trenton State, 11-3-95	119	18
Pat Ryder vs. Norwich, 10-21-89	119	22
Greg Garrett vs. Sacred Heart, 11-6-99	117	24
Brad Gerber vs. Alfred, 10-2-93	117	20
John Norris vs. Rensselaer, 9-20-86	117	8
Ben Alston vs. St. Lawrence, 11-14-92	116	10
Pat Ryder vs. Hofstra, 10-28-89	116	27
Glenn Sowalskie vs. Hofstra, 9-21-74	116	7
Chuck Priore vs. Brockport, 9-27-80	116	18
Nick Amodio vs. Brockport, 9-28-85	115	13
Brian Manigault vs. Wagner, 9-22-01	114	17
Brian Manigault vs. Monmouth, 11-4-00	114	19
Orin Griffin vs. Hofstra, 9-21-74	114	15
Jon George vs. Central Conn. State, 9-13-03	113	20
Chuck Priore vs. New York Tech, 11-7-81	113	16

Gary Jones vs. Central Conn. State, 9-13-03	112	20
Greg Garrett vs. Stony Brook, 10-18-97	112	27
Peter Pedro vs. Brockport, 9-26-87	112	17
Orin Griffin vs. Albright, 11-1-75	112	17
Jon George vs. Robert Morris, 11-2-02	111	11
Greg Garrett vs. American International, 11-22-97	111	28
Jeremy Kachejian vs. Dayton, 9-2-95	111	24
Pat Ryder vs. Ithaca, 9-12-87	111	23
Jay Ennis vs. Union, 10-3-81	110	16
Greg Garrett vs. Pace, 10-11-97	109	13
Pat Ryder vs. Union, 9-30-89	109	17
Mike Mirabella vs. Plattsburgh, 11-11-78	109	20
Gary Jones vs. Robert Morris, 11-2-02	108	17
Brian Manigault vs. Florida Atlantic, 11-17-01	108	18
Greg Garrett vs. Stony Brook, 10-2-99	108	18
Dave Soldini vs. Cortland, 10-13-84	108	17
John Dunham vs. Cortland, 10-15-83	108	15
Mike Browne vs. King's, Pa., 11-11-95	107	14
Mike Milano vs. Southern Conn. State, 10-12-85	107	20
Victor Freeman vs. Salisbury State, 10-29-94	106	15
Mike Imperato vs. Salisbury State, 10-31-92	106	14
Mike Imperato vs. Western Connecticut, 10-12-91	106	16
Pat Ryder vs. Springfield, 9-23-89	106	22
Ben Alston vs. Norwich, 10-24-92	105	14
James Fraguera vs. Pace, 11-3-90	105	12
Pat Ryder vs. Western Connecticut, 10-7-89	105	12
Pat Ryder vs. New Haven, 11-15-86	105	22
Nyamekye Barton vs. Mass.-Lowell, 10-25-97	104	20
Mike Imperato vs. Norwich, 10-26-91	104	12
Kevin Adams vs. St. Lawrence, 11-12-88	104	16
Gary Jones vs. Monmouth, 11-16-02	103	23
Brian Manigault vs. Hofstra, 11-18-00	103	19
Pat Ryder vs. Union, 10-1-88	103	17
Rogelio Mitchell vs. Norwich, 10-25-86	103	10
Gary Jones vs. Canisius, 10-19-02	101	12
Ed Lemon vs. Alfred, 9-15-90	101	14
Sam Haliston vs. Springfield, 11-12-77	101	21
Frank Coluccio vs. Central Conn. State, 9-9-95	100	13
Mike Mirabella vs. Springfield, 11-18-78	100	17

**By A Freshman:**

Greg Garrett vs. St. Lawrence, 9-21-96	150	23
--	-----	----

**PASSING - BY YARDS  
CAREER**

Player	PA	PC	INT	PCT	YDS	TD
Joe Savino (1994-97)	946	493	37	.521	7,015	56
Ryan Roeder (1999-02)	495	291	16	.588	3,564	24
Pat Ryder (1986-89)	514	233	24	.453	3,153	25
Jaun Laap (1990-93)	394	202	16	.513	2,894	19
Eric Williams (1995-99)	310	164	9	.529	2,518	24
Mike Milano (1983-85)	320	141	15	.441	2,156	25
Michael Oliva (1996-99)	178	109	7	.612	1,758	23
Tom Pratt (1979-82)	221	102	15	.462	1,396	13
Brad Aldrich (1976-78)	301	82	17	.272	1,289	8
John Bertuzzi (1973-75)	122	43	17	.352	1,102	13
Jeff Russell (1984-86)	188	79	17	.420	1,031	7

**SINGLE SEASON**

Player	YEAR	PA	PC	INT	PCT	YDS	TD
Joe Savino	1997	256	150	11	.586	2,377	22
Joe Savino	1994	222	114	5	.514	1,742	12
Joe Savino	1996	224	114	7	.509	1,494	11
Joe Savino	1995	244	115	14	.471	1,402	11
Ryan Roeder	2002	213	131	5	.615	1,366	8
Eric Williams	1998	167	87	4	.521	1,339	14
Jaun Laap	1992	130	78	2	.600	1,196	12
Ryan Roeder	2000	147	87	7	.592	1,132	9
Michael Oliva	1999	105	64	3	.610	1,073	13
Mike Milano	1983	146	67	9	.459	1,059	9
Pat Ryder	1988	177	85	6	.480	1,054	10
Ryan Roeder	2001	128	68	4	.531	1,019	7
Jaun Laap	1993	138	68	10	.493	982	4
Mike Milano	1985	148	68	6	.459	971	15



*J.T. Herfurth (79) was a consensus Division I-AA All-America offensive tackle and played in the 2001 Hula Bowl All-Star Classic.*

Eric Williams	1999	106	56	4	.528	922	9
Pat Ryder	1987	120	64	3	.533	896	6
Brad Aldrich	1977	109	54	7	.495	785	7
Tom Pratt	1982	111	53	6	.477	713	5
Jeff Russell	1984	133	55	12	.414	679	5
Pat Ryder	1989	123	47	7	.382	637	6
Anthony Sciarra	2003	129	54	7	.419	633	5

**SINGLE GAME**

Player	YDS	PA	PC
Joe Savino vs. So. Conn. St., 11-15-97	398	36	19
Joe Savino vs. American Int'l, 11-22-97	314	31	20
Ryan Roeder vs. Drake, 10-12-02	292	26	17
Mike Milano vs. Alfred, 10-29-83	290	29	15
Joe Savino vs. Pace, 11-2-96	286	39	23
Ryan Roeder vs. Robert Morris, 11-11-00	279	22	13
Joe Savino vs. St. Lawrence, 9-17-94	272	17	10
Joe Savino vs. Gannon, 10-26-96	266	23	18
Eric Williams vs. So. Conn. St., 11-14-98	265	23	12
Joe Savino vs. Stony Brook, 11-18-95	257	39	24
Joe Savino vs. Union, 11-8-97	250	23	16
Ryan Roeder vs. Wagner, 9-22-01	241	19	12
Tom Pratt vs. Ithaca, 9-11-82	235	16	11
Michael Oliva vs. Stony Brook, 10-2-99	235	17	14
Joe Savino vs. Mass.-Lowell, 10-25-97	231	22	11
Ryan Roeder vs. Hofstra, 11-18-00	230	34	20
Joe Savino vs. So. Conn. St., 10-14-95	229	32	17
Joe Savino vs. Central Conn., 9-6-97	222	34	13
Joe Savino vs. Alfred, 10-1-94	218	23	9
Joe Savino vs. W. Paterson, 11-11-94	217	20	12
Joe Savino vs. Brockport, 9-24-94	216	40	20
Joe Savino vs. Norwich, 10-22-94	214	21	11
Joe Savino vs. Pace, 10-28-95	211	23	14
Ryan Roeder vs. Stony Brook, 9-28-02	204	25	17
Eric Williams vs. Monmouth, 9-19-98	199	20	13
Ryan Roeder vs. Stony Brook, 9-29-01	194	23	10
Pat Ryder vs. St. Lawrence, 11-12-88	191	32	13
Tom Roth vs. Hofstra, 9-16-83	188	23	12

Jaun Laap vs. Brockport, 9-26-92	188	16	12
Martin Gordon vs. Norwich, 10-20-90	186	17	13
Joe Savino vs. Ithaca, 9-10-94	182	27	14
Jaun Laap vs. Wagner, 11-9-91	181	13	10

## RECEIVING

### CAREER

Player	No.	Yards	Avg.	TD
Dan Gmelin (1994-97)	136	2,243	16.5	17
Chris Phillis (1999-01)	124	2,100	16.9	20
Seth Thomas (1994-97)	94	1,207	12.8	13
Andy Shein (1991-94)	93	1,537	16.5	12
Michael Ettz (1996-99)	92	1,249	13.6	5
Glenn Carlin (1985-87)	86	1,392	16.2	12
John Donnelly (1983-85)	78	1,269	16.3	13
Bob Thorne (1994-96)	72	1,086	15.1	8
Bob Brien (1981-83)	67	1,061	15.8	13
Jay McFarlane (1999-01)	66	942	14.3	4
Larry Marin (1990-93)	65	1,226	18.9	8
Matt Crudo (2001-03)	61	749	12.3	8
Greg Butryn (1997-98)	59	922	16.2	11
Joe Valerio (1990-92)	52	673	12.9	2
Pete McGrath (1982-83)	40	821	20.5	5
Eric Hawkins (1990-92)	39	552	14.2	8
Jonathan Garrick (1997-01)	39	504	12.9	5
Jason Miller (2001- )	38	548	14.4	2
Greg Garrett (1996-99)	37	403	10.9	5
Greg Sigler (1999-02)	37	317	8.6	4
Ed Sellers (1976-78)	36	588	16.3	6
Kevin Adams (1987-89)	36	201	5.6	0
Steve Checksfield (1997-99)	36	731	20.3	11
Bruce Dey (1978-80)	35	621	17.7	7

### SINGLE SEASON

Player	Year	No.	Yards	Avg.	TD
Dan Gmelin	1997	57	1,070	18.8	10
Andy Shein	1994	53	976	18.4	9
Chris Phillis	2000	49	856	17.5	8
Glenn Carlin	1987	47	755	16.1	7
Dan Gmelin	1996	46	720	15.7	3
Chris Phillis	2001	42	609	14.5	6
Seth Thomas	1997	39	656	16.8	6
Matt Crudo	2002	37	478	12.9	5
Chris Phillis	1999	33	635	19.2	6
Jay McFarlane	2001	33	510	15.5	1
Michael Ettz	1999	33	505	15.3	3
John Donnelly	1985	32	583	18.2	9
Dan Gmelin	1995	32	444	13.9	4
Pete McGrath	1983	31	567	18.3	3
Greg Butryn	1997	31	457	14.7	5
Bob Brien	1983	31	421	13.6	7
Larry Marin	1993	30	542	18.1	2
Bob Thorne	1995	29	508	17.3	6
Seth Thomas	1995	29	234	8.1	1
Greg Butryn	1998	28	465	16.6	6
Dimy Cedor	1998	27	411	15.2	6
Andy Shein	1993	27	403	14.9	2
Joe Valerio	1992	27	372	13.8	1
Glenn Carlin	1986	25	434	17.4	2
Bob Brien	1981	25	431	17.2	4
Bruce Dey	1980	24	423	17.6	7
Brad Acker	1989	24	347	14.5	2
Bob Thorne	1994	24	312	13.0	0

### SINGLE GAME

Player	YDS	REC
Chris Phillis vs. Robert Morris, 11-11-00	251	6
Dan Gmelin vs. Southern Conn. State, 11-15-97	215	11
Andy Shein vs. William Paterson, 11-11-94	188	8
Dan Gmelin vs. Pace, 11-2-96	181	11
Chris Phillis vs. Wagner, 9-22-01	163	9
Dan Gmelin vs. American Int'l, 11-22-97	160	9
Chris Phillis vs. Hofstra, 11-18-00	148	10

Andy Shein vs. Brockport, 9-24-94	146	13
Chris Phillis vs. Stony Brook, 9-29-01	145	8
Bob Brien vs. Alfred, 10-29-83	143	6
Andy Shein vs. St. Lawrence, 9-17-94	141	5
Andy Shein vs. Norwich, 10-22-94	139	6
Dan Gmelin vs. Merrimack, 10-4-97	135	5
Andy Shein vs. Alfred, 10-1-94	134	4
Dan Gmelin vs. Gannon, 10-26-96	130	9
Bob Thorne vs. King's, Pa., 11-11-95	130	4
Jay McFarlane vs. Robert Morris, 11-10-01	129	7
Jay McFarlane vs. Canisius, 10-6-01	129	6
Glenn Carlin vs. St. Lawrence, 11-14-87	128	5
Greg Butryn vs. Southern Conn. State, 11-15-97	127	5
Michael Ettz vs. Rowan, 9-18-99	123	7
Seth Thomas vs. Union, 11-8-97	122	8
Dan Gmelin vs. Central Connecticut, 9-7-96	120	3
Dan Hodack vs. St. Lawrence, 11-12-88	119	5
Joe Valerio vs. Western Connecticut, 11-7-92	117	4
John Donnelly vs. Rensselaer, 9-21-85	116	6
Scott Lusher vs. Hampden-Sydney, 11-19-77	116	3
Dan Gmelin vs. Central Connecticut, 9-6-97	114	5
Chris Phillis vs. Sacred Heart, 10-20-01	113	9
Bob Thorne vs. Stony Brook, 11-18-95	113	8
Pete McGrath vs. Southern Connecticut, 10-8-83	112	5
Chris Phillis vs. St. Francis, Pa., 10-7-00	109	9
Jay McFarlane vs. Stony Brook, 9-29-01	108	4
Chris Phillis vs. Central Connecticut, 9-4-99	107	3
Steve Checksfield vs. Robert Morris, 10-30-99	104	3
Larry Marin vs. Norwich, 10-20-90	104	3
Glenn Carlin vs. Hofstra, 11-1-86	104	6
Michael Ettz vs. Union, 10-12-96	103	5
Larry Marin vs. Norwich, 10-24-92	103	5
Steve McNeil vs. Hofstra, 10-29-88	103	4
Glenn Carlin vs. Western Connecticut, 9-18-87	103	8
Pete McGrath vs. Buffalo, 11-5-83	103	6
Michael Ettz vs. Mass.-Lowell, 10-16-99	100	4


## ALL-PURPOSE RUNNING

### CAREER

Player	RUSH	REC	PR	KOR	TOTAL
Gary Jones (2002-03)	3,033	227	0	379	3,639
Greg Garrett (1996-99)	2,958	403	0	201	3,562
Dan Gmelin (1994-97)	43	2,243	567	332	3,185
Ben Alston (1990-92)	1,339	47	0	1,603	2,989
Chris Phillis (1999-01)	99	2,100	477	97	2,773
Larry Marin (1990-93)	135	1,226	691	672	2,724
Tom DeBlois (1973-76)	2,680	0	0	0	2,680
Peter Pedro (1986-89)	2,612	6	0	0	2,618
Brian Manigault (1998-01)	2,251	141	0	30	2,422
Dave Soldini (1981-85)	2,075	155	0	113	2,343
Glenn Sowalskie (1973-76)	1,973	81	0	264	2,318
Rogelio Mitchell (1983-86)	1,342	274	0	694	2,310
Orin Griffin (1973-76)	1,812	103	44	336	2,295
Pat Ryder (1986-89)	2,245	0	0	0	2,245
Mike Mirabella (1975-78)	1,727	28	0	326	2,081
John Dunham (1981-83)	843	332	255	646	2,076
Chuck Priore (1979-81)	1,881	113	0	48	2,042
Andy Shein (1991-94)	20	1,537	308	168	2,033

### SINGLE SEASON

Player	YEAR	RUSH	REC	PR	KOR	TOTAL
Gary Jones	2002	1,509	163	0	277	1,949
Dan Gmelin	1997	42	1,070	368	225	1,705
Gary Jones	2003	1,524	64	0	102	1,690
Andy Shein	1994	21	976	285	159	1,441
Otis Bellamy	1994	719	107	0	512	1,338
Brian Manigault	2000	1,041	92	0	0	1,133
Dave Soldini	1984	1,022	60	0	0	1,082
Ben Alston	1991	564	0	0	508	1,072
Larry Marin	1993	-5	542	268	249	1,054
Chris Phillis	2000	76	856	60	47	1,039
Dan Gmelin	1996	6	720	199	107	1,032
Rogelio Mitchell	1986	635	147	0	230	1,012
Tom DeBlois	1974	1,009	0	0	0	1,009



Mike Grever, the 1999 Football Gazette Linebacker of the Year, is second on the school's career tackles list with 351.

Sam Halliston	1977	940	57	0	0	997
Ben Alston	1990	147	23	0	825	995
Brian Manigault	2001	946	47	0	0	993
Glenn Sowalskie	1977	866	13	0	98	977
Mike Mirabella	1978	933	28	0	0	961
Greg Garrett	1997	900	45	0	0	945
John Dunham	1982	334	227	150	224	935
Ben Alston	1992	628	24	0	270	922
Chris Phillis	1999	23	635	204	40	902
Greg Garrett	1998	637	114	0	148	899

### TOTAL OFFENSE CAREER

Player	Plays	Rush	Pass	Yards
Joe Savino (1994-97)	1,325	645	7,015	7,660
Pat Ryder (1986-89)	1,153	2,245	3,153	5,398
Ryan Roeder (1999-02)	738	475	3,564	4,039
Jaan Laap (1990-93)	724	662	2,942	3,604
Gary Jones (2002-03)	442	3,033	0	3,033
Eric Williams (1995-99)	453	333	2,518	2,851
Tom DeBlois (1973-76)	439	2,680	0	2,680
Mike Milano (1983-85)	603	486	2,156	2,642
Peter Pedro (1986-89)	480	2,612	0	2,612
Dave Soldini (1981-85)	411	2,075	0	2,075
Glenn Sowalskie (1973-77)	311	1,973	42	2,015
Michael Oliva (1996-99)	297	256	1,758	2,014
Chuck Priore (1979-81)	351	1,881	15	1,896
Brad Aldrich (1976-78)	478	594	1,235	1,829
Orin Griffin (1973-76)	288	1,812	0	1,812


### SINGLE SEASON

Player	Year	Plays	Rush	Pass	Yards
Joe Savino	1997	352	375	2,377	2,752
Joe Savino	1994	333	59	1,742	1,801
Joe Savino	1996	314	194	1,494	1,688
Ryan Roeder	2002	310	259	1,366	1,625
Pat Ryder	1987	301	717	896	1,613
Gary Jones	2003	211	1,524	0	1,524
Gary Jones	2002	231	1,509	0	1,509
Pat Ryder	1988	361	452	1,054	1,506
Jaan Laap	1992	229	242	1,196	1,438
Joe Savino	1995	326	17	1,402	1,419
Eric Williams	1998	243	47	1,339	1,386
Pat Ryder	1989	283	685	637	1,322
Ryan Roeder	2000	225	181	1,132	1,313
Michael Oliva	1999	170	198	1,073	1,271
Mike Milano	1983	269	185	1,059	1,244

Mike Milano	1985	286	271	971	1,242
Jaan Laap	1993	232	157	982	1,139
Eric Williams	1999	151	199	922	1,121
Ryan Roeder	2001	181	42	1,019	1,061
Brian Manigault	2000	187	1,041	0	1,041
Dave Soldini	1984	173	1,022	0	1,022
Tom DeBlois	1974	135	1,009	0	1,009
Brad Aldrich	1977	230	183	785	968

### TACKLES CAREER

Player	UT	AT	Total
Josh Bazan (1999-02)	225	129	354
Mike Grever (1996-99)	175	176	351
Frank Sarcone (1984-87)	98	246	344
Chris Locci (1991-94)	125	173	298
Frank Villanova (1973-75)	---	---	296
Don Mion (1973-74)	---	---	271
Joe Pirreca (1985-88)	104	149	253
Ryan MacLean (1999-02)	153	90	243
Samson Brown (1999-02)	154	86	240
Jeff Emerson (1992-95)	111	121	232
Anthony Vitti (1993-96)	85	146	231
Travis Miller (1990-93)	111	119	230
A'Rehema Leach (1995-98)	87	125	212
Jeff Davis (1986-89)	63	149	212
Mike Neibuhr (1988-91)	89	106	195
Fred Daughtry (1994-98)	90	104	194
Peter London (1994-97)	96	95	191
Greg Green (1996-99)	80	110	190
Eric Coleman (1990-92)	81	108	189
Ted Bearor (1993-96)	81	106	187
Rudy Vido (1973-75)	---	---	185
Matt Caliandro (1995-98)	80	105	185
Tim Campe (1998-01)	99	78	177
Chris Wilgosz (1996-99)	73	104	177
Mike Cerminaro (1986-89)	75	92	167
Chad Hotaling (1991-95)	66	101	167
Steve Flood (1993-96)	57	109	166
George Iacobaccio (1983-86)	36	130	166
Gino Ciaschetti (1990-93)	86	79	165
Victor Camacho (2000-03)	93	68	161
Ken Breland (1989-92)	88	70	158



Bryan Bagstad is fourth on UAlbany's career scoring chart with 167 points, the most by a placekicker in school history.



Dan Gmelin, an All-America split end who signed as a free agent with the San Diego Chargers in 1998, is the top receiver in school history with 136 receptions for 2,243 yards and 17 touchdowns.

### SINGLE SEASON

Player	UT	AT	Total
Ken Schoen (1974)	---	---	143
Don Mion (1974)	---	---	140
Frank Sarcone (1987)	38	93	131
Ed Eastman (1981)	34	97	131
Don Mion (1973)	---	---	131
Mike Grever (1998)	46	83	129
Ed Eastman (1982)	74	54	128
Josh Bazan (2002)	82	42	124
Scott Dmitrenko (1985)	34	89	123
Mike Grever (1997)	76	46	122
Frank Sarcone (1986)	41	77	118
Bob Cohen (1982)	67	49	116
Chris Locci (1994)	50	62	112
Jim Canfield (1981)	33	77	110
Josh Bazan (2000)	70	39	109
Joe Pirreca (1988)	33	75	108
Ed Rague (1981)	29	78	107
Frank Villanova (1973)	---	---	106
Rudy Vido (1973)	---	---	105
Josh Bazan (2001)	63	40	103
Bill Brown (1975)	---	---	102
Bob Cohen (1981)	23	78	101
Shcree Lewis (1998)	34	66	100
Frank Villanova (1974)	---	---	100
Eric Coleman (1992)	45	50	95
Frank Sarcone (1985)	19	74	95
Victor Camacho (2003)	52	42	94
Ted Bearor (1996)	32	62	94
Chris Locci (1991)	32	62	94

### INTERCEPTIONS CAREER

Player	No.
Wayne Anderson (1983-86)	19
Skip Scurry (1974-77)	17
Dave Hardy (1980-83)	13
Rich Heimerle (1975-78)	13
Daryl Haynor (1976-79)	12
Don Hyde (1976-79)	11
Ray Gay (1974-77)	11
Troy Rhett (1996-98)	10
Chris Robertson (1992-95)	10
Mike Grever (1996-99)	9
Ted Bearor (1993-96)	9
Mike Cerminaro (1986-89)	9
Brad Kehlenbeck (1973-76)	9

### SCORING CAREER

Player	TD	1XP	2XP	FG	PTS
Gary Jones (2002-03)	42	0	0	0	252
Greg Garrett (1996-99)	33	0	3	0	204
Pat Ryder (1986-89)	30	0	3	0	186
Bryan Bagstad (1999-01)	0	101	0	22	167
Tom DeBlois (1973-76)	26	0	0	0	156
Deron Regev (1995-98)	0	101	0	18	155
Brian Manigault (1998-01)	25	0	1	0	152
Tony Chechile (1986-89)	0	85	0	20	145
Peter Pedro (1986-89)	22	0	0	0	132
Chris Phillis (1999-01)	21	0	0	0	126
Ben Kelcey (1997-00)	20	0	0	0	120
Dan Gmelin (1994-97)	20	0	0	0	120
Glenn Sowalskie (1973-77)	19	0	1	0	116
Joe Savino (1994-97)	18	0	0	0	108
Stan Zylinski (2000-03)	0	76	0	9	103
Jaan Laap (1990-93)	16	0	1	0	98
Orin Griffin (1973-76)	16	0	0	0	96
Scott Reagan (1983-85)	6	20	1	12	94
Mike Mirabella (1975-78)	15	0	0	0	90
Levi Louis (1978-80)	14	0	2	0	88

### SINGLE SEASON

Player	YEAR	TD	1XP	2XP	FG	PTS
Gary Jones	2002	23	0	0	0	138
Gary Jones	2003	19	0	0	0	114
Brian Manigault	2000	15	0	0	0	90
Dan Gmelin	1997	12	0	0	0	72
Greg Garrett	1997	11	0	2	0	70
Scott Reagan	1985	2	20	1	12	70
Greg Garrett	1999	11	0	0	0	66
Joe Savino	1997	10	0	0	0	60
Andy Shein	1994	10	0	0	0	60
John Dunham	1982	10	0	0	0	60
Tom DeBlois	1975	10	0	0	0	60
Bryan Bagstad	2000	0	40	0	6	58
Stan Zylinski	2002	0	40	0	6	58
Pat Ryder	1989	9	0	1	0	56
Bryan Bagstad	1999	0	34	0	7	55
Bryan Bagstad	2001	0	27	0	9	54
Chris Phillis	2000	9	0	0	0	54
John Donnelly	1985	9	0	0	0	54
Sam Haliston	1977	9	0	0	0	54
Glenn Sowalskie	1974	9	0	0	0	54
Deron Regev	1998	0	32	0	7	53
Deron Regev	1997	0	38	0	5	53
Al Martin	1974	0	44	0	3	53
Steve Checksfield	1998	7	4	0	2	52
Larry Leibowitz	1977	0	25	0	9	52
Brian Manigault	2001	8	0	1	0	50
Pat Ryder	1988	8	0	1	0	50
Levi Louis	1978	8	0	1	0	50



Gary Jones is the UAlbany's all-time scorer with 252 points.

# SEASON LEADERS

## SCORING

YEAR	Player	TD	1XP	2XP	FG	PTS
1973	Tom DeBlois	8	0-0	0	0-0	48
1974	Glenn Sowalskie	9	0-0	0	0-0	54
1975	Tom DeBlois	10	0-0	0	0-0	60
1976	Larry Leibowitz	0	10	0	5	25
1977	Sam Haliston	9	0-0	0	0-0	54
1978	Levi Louis	8	0-0	1	0-0	50
1979	Terry Walsh	8	0-0	0	0-0	48
1980	Bruce Dey	7	0-0	0	0-0	42
1981	Tom Lincoln	0	24	0	4	36
1982	John Dunham	10	0-0	0	0-0	60
1983	Bob Brien	7	0-0	0	0-0	42
1984	Jeff Russell	6	0-0	0	0-0	36
1985	Scott Reagan	2	20-31	1	12-16	70
1986	Tony Chechile	0	27-28	0	6-10	45
1987	Peter Pedro	8	0-0	0	0-0	48
1988	Pat Ryder	8	0-0	1	0-0	50
1989	Pat Ryder	9	0-0	1	0-0	56
1990	James Fraguella	6	0-0	0	0-0	36
1991	Mike Malvin	0	22-23	0	5-9	37
1992	Chris Rosello	7	0-0	0	0-0	42
1993	David Coston	6	0-0	0	0-0	36
1994	Andy Shein	10	0-0	0	0-0	60
1995	Bob Thorne	6	0-0	0	0-0	36
1996	Greg Garrett	8	0-0	0	0-0	48
1997	Dan Gmelin	12	0-0	0	0-0	72
1998	Deron Regev	0	32-36	0	7-10	53
1999	Greg Garrett	11	0-0	0	0-0	66
2000	Brian Manigault	15	0-0	0	0-0	90
2001	Bryan Bagstad	0	27-29	0	9-14	54
2002	Gary Jones	23	0-0	0	0-0	138
2003	Gary Jones	19	0-0	0	0-0	114

## RUSHING

YEAR	Player	Carries	Yards	Avg.	TD
1973	Marvin Perry	86	686	8.0	6
1974	Tom DeBlois	135	1,009	7.5	8
1975	Tom DeBlois	131	711	5.4	10
1976	Tom DeBlois	94	530	5.6	4
1977	Sam Haliston	135	940	7.0	9
1978	Mike Mirabella	148	933	6.3	8
1979	Terry Walsh	133	484	3.6	8
1980	Chuck Priore	147	879	6.0	6
1981	Chuck Priore	142	690	4.9	5
1982	Pat Harrison	112	504	4.5	2
1983	John Dunham	72	324	4.5	4
1984	Dave Soldini	173	1,022	5.9	2
1985	Dave Soldini	169	810	4.8	4
1986	Rogelio Mitchell	89	635	7.1	4
1987	Peter Pedro	156	815	5.2	8
1988	Peter Pedro	158	829	5.2	7
1989	Pat Ryder	160	685	4.3	9
1990	Ed Lemon	91	546	6.0	2
1991	Mike Imperato	104	599	5.8	5
1992	Mike Imperato	128	735	5.7	4
1993	Brad Gerber	111	614	5.5	5
1994	Otis Bellamy	103	719	7.0	4
1995	Jeremy Kachejian	147	724	4.9	4
1996	Greg Garrett	181	696	3.8	8
1997	Greg Garrett	180	900	5.0	11
1998	Greg Garrett	136	637	4.7	1
1999	Greg Garrett	137	725	5.3	8
2000	Brian Manigault	187	1,041	5.6	15
2001	Brian Manigault	184	946	5.1	7
2002	Gary Jones	231	1,509	6.5	22
2003	Gary Jones	211	1,524	7.2	18

## PASSING

YEAR	Player	PA	PC	Pct.	Yards	INT	TD
------	--------	----	----	------	-------	-----	----

1973	John Bertuzzi	53	25	.472	461	4	6
1974	John Bertuzzi	38	16	.421	412	5	7
1975	John Bertuzzi	45	15	.333	350	8	3
1976	Fred Brewington	42	13	.310	214	1	2
1977	Brad Aldrich	109	54	.495	785	7	7
1978	Terry Walsh	46	21	.456	373	4	2
1979	Terry Walsh	66	25	.379	330	6	4
1980	Mike Fiorito	101	40	.396	513	5	5
1981	Tom Pratt	84	44	.524	572	4	6
1982	Tom Pratt	111	53	.477	713	6	5
1983	Mike Milano	146	67	.459	1,059	9	9
1984	Jeff Russell	133	55	.414	679	12	5
1985	Mike Milano	148	68	.459	971	6	15
1986	Pat Ryder	94	37	.394	566	8	3
1987	Pat Ryder	120	64	.533	896	3	6
1988	Pat Ryder	177	85	.480	1,054	6	10
1989	Pat Ryder	123	47	.382	637	7	6
1990	Martin Gordon	93	33	.355	528	8	6
1991	Jaan Laap	87	40	.460	510	3	1
1992	Jaan Laap	130	78	.600	1,196	2	12
1993	Jaan Laap	138	68	.493	982	10	4
1994	Joe Savino	222	114	.514	1,742	5	12
1995	Joe Savino	244	115	.471	1,402	14	11
1996	Joe Savino	224	114	.509	1,494	7	11
1997	Joe Savino	256	150	.586	2,377	11	22
1998	Eric Williams	167	87	.521	1,339	4	14
1999	Michael Oliva	105	64	.612	1,073	3	13
2000	Ryan Roeder	147	87	.592	1,132	7	9
2001	Ryan Roeder	128	68	.531	1,019	4	7
2002	Ryan Roeder	213	131	.615	1,366	5	8
2003	Anthony Sciarra	129	54	.419	633	7	5

## RECEIVING

YEAR	Player	No.	Yards	Avg.	TD
1973	Bob Baxter	18	314	17.4	5
1974	Bob Baxter	10	269	26.9	6
1975	Bob Baxter	9	203	22.6	1
1976	Lynn Pinkston	10	252	25.2	2
1977	Scott Lusher	22	470	21.4	2
1978	Ed Sellers	13	224	17.2	1
1979	Bruce Dey	9	156	17.3	1
1980	Bruce Dey	24	423	17.6	7
1981	Bob Brien	25	431	17.2	4
1982	Jay Ennis	17	317	18.6	4
1983	Pete McGrath	31	567	18.3	3
	Bob Brien	31	421	13.6	7
1984	John Donnelly	24	318	13.3	3
1985	John Donnelly	32	583	18.2	9
1986	Glenn Carlin	25	434	17.4	2
1987	Glenn Carlin	47	755	16.1	7
1988	Steve McNeil	20	230	11.5	2
1989	Brad Acker	24	347	14.5	2
1990	Chris Davis	10	150	15.0	2
1991	Joe Valerio	17	208	12.2	1
1992	Joe Valerio	27	372	13.8	1
1993	Larry Marin	30	542	18.1	2
1994	Andy Shein	53	976	18.4	9
1995	Dan Gmelin	32	444	13.9	4
	Bob Thorne	29	508	17.3	6
1996	Dan Gmelin	46	720	15.7	3
1997	Dan Gmelin	57	1,070	18.8	10
1998	Greg Butryn	28	465	16.6	6
1999	Chris Phillis	33	635	19.2	6
	Michael Ettz	33	505	15.3	3
2000	Chris Phillis	49	856	17.5	8
2001	Chris Phillis	42	609	14.5	6
2002	Matt Crudo	37	478	12.9	5
2003	Jason Miller	15	321	21.4	2

## TOTAL OFFENSE

YEAR	Player	Plays	Rush	Pass	Yards
1973	John Bertuzzi	173	376	461	837
1974	Tom DeBlois	135	1,009	0	1,009
1975	Tom DeBlois	131	711	0	711

1976	Dave Ahonen	103	426	157	583
1977	Brad Aldrich	230	183	785	968
1978	Mike Mirabella	148	933	0	933
1979	Terry Walsh	199	484	330	814
1980	Chuck Priore	147	879	0	879
1981	Tom Pratt	211	191	572	763
1982	Tom Pratt	185	2	713	715
1983	Mike Milano	269	185	1,059	1,244
1984	Dave Soldini	173	1,022	0	1,022
1985	Mike Milano	286	271	971	1,242
1986	Pat Ryder	208	391	566	957
1987	Pat Ryder	301	717	896	1,613
1988	Pat Ryder	361	452	1,054	1,506
1989	Pat Ryder	283	685	637	1,322
1990	Ed Lemon	91	546	0	546
1991	Jaan Laap	178	257	510	767
1992	Jaan Laap	229	242	1,196	1,438
1993	Jaan Laap	232	157	982	1,139
1994	Joe Savino	333	59	1,742	1,801
1995	Joe Savino	326	17	1,402	1,419
1996	Joe Savino	314	194	1,494	1,688
1997	Joe Savino	352	375	2,377	2,752
1998	Eric Williams	243	47	1,399	1,386
1999	Michael Oliva	170	198	1,073	1,271
2000	Ryan Roeder	225	181	1,132	1,313
2001	Ryan Roeder	181	42	1,019	1,061
2002	Ryan Roeder	310	259	1,366	1,625
2003	Gary Jones	211	1,524	0	1,524



## ALL-TIME LONGEST PLAYS

### LONGEST RUN

Yards	Player, Opponent	Year
99	Sam Haliston vs. Norwich (TD)	1977
94	Orin Griffin vs. Brockport (TD)	1975
91	Dave Soldini vs. Norwich (TD)	1984
83	Orin Griffin vs. Brockport (TD)	1975
83	Ben Alston vs. St. Lawrence (TD)	1992
81	Jack Burger vs. Brockport (TD)	1979
80	Glenn Sowalskie vs. Hampden-Sydney (TD)	1977
80	Brian Manigault vs. Wagner (TD)	2001
80	Gary Jones vs. Wagner	2003
78	Rogelio Mitchell vs. Rensselaer (TD)	1986
78	Peter Pedro vs. Western Connecticut (TD)	1989
76	Otis Bellamy vs. Dayton	1995
75	Tom DeBlois vs. Brockport (TD)	1974
74	Rogelio Mitchell vs. Springfield (TD)	1985
74	Marcus Rotondi vs. Central Conn. State (TD)	1998
73	Rogelio Mitchell vs. Buffalo (TD)	1984
73	Ben Alston vs. Salisbury State (TD)	1992
72	Brian Manigault vs. Central Conn. State (TD)	2000
71	Glenn Sowalskie vs. Brockport	1974

71	Sam Haliston vs. Buffalo	1979
70	Orin Griffin vs. Curry (TD)	1974
70	Tom DeBlois vs. Plattsburgh (TD)	1976
70	Chuck Priore vs. Brockport (TD)	1981
70	Dustin Wilson vs. Stony Brook (TD)	2000
70	Jon George vs. Robert Morris (TD)	2002

### LONGEST PASS

Yards	Player(s), Opponent	Year
94	James Miner-Eric Williams vs. So. Conn. St. (TD)	1998
92	Glenn Carlin-Pat Ryder vs. Fordham (TD)	1987
80	Jay Ennis-Tom Roth vs. Norwich (TD)	1982
80	Greg Butryn-Joe Savino vs. So. Conn. State (TD)	1997
79	Joe Valerio-Jaan Laap vs. Western Connecticut	1992
76	Jonathan Garrick-M. Rotondi vs. St. John's (TD)	2001
75	John Donnelly-Bob Brien vs. Southern Conn. (TD)	1983
75	Bob Brien-Mike Milano vs. Alfred (TD)	1983
75	Michael Ettz-Eric Williams vs. So. Conn. State	1998
74	Ed Lemon-Martin Gordon vs. Cortland (TD)	1990
74	Chris Phillis-Ryan Roeder vs. Robert Morris (TD)	2000
73	Dan Gmelin-Joe Savino vs. Central Conn. (TD)	1996
73	Chris Phillis-Ryan Roeder vs. Robert Morris (TD)	2000
72	Steve Donnelly-Pat Ryder vs. Rensselaer (TD)	1988
72	Larry Marin-Martin Gordon vs. Norwich (TD)	1990
72	Larry Marin-Jaan Laap vs. Norwich (TD)	1992
71	Scott Lusher-Terry Walsh vs. Plattsburgh (TD)	1977
70	Andy Shein-Joe Savino vs. St. Lawrence (TD)	1994
69	Steve Checksfield-M. Oliva vs. Robert Morris (TD)	1999
66	Floyd Saunders-Pat Ryder vs. Ithaca (TD)	1989
66	Ed Lemon-Martin Gordon vs. Springfield (TD)	1990
65	Seth Thomas-Dan Gmelin vs. C.W. Post (TD)	1997
65	Greg Garrett-Eric Williams vs. Merrimack (TD)	1998
64	Chuck Priore-Tom Pratt vs. Buffalo (TD)	1981
63	Bruce Dey-Mike Fiorito vs. Springfield	1980
63	Chris Phillis-Eric Williams vs. Wagner (TD)	1999
61	Ed Richard-Joe Savino vs. St. Lawrence (TD)	1994
60	Joe Soares-Dom DeMatteo vs. Pace	1990
60	Andy Shein-Joe Savino vs. William Paterson (TD)	1994
60	Jason Miller-Anthony Sciarra vs. Wagner	2003

### LONGEST FIELD GOAL

Yards	Player, Opponent	Year
53	Mike Malvin vs. St. Lawrence	1991
48	Dario Arango vs. Buffalo	1980
47	Dave Lincoln vs. Hofstra	1984
47	Scott Reagan vs. Cortland	1985
47	Tony Chechile vs. Western Connecticut	1989
45	Al Martin vs. Hofstra	1974
45	Dario Arango vs. Ithaca	1978
45	Dave Lincoln vs. Ithaca	1984
45	Tony Chechile vs. Cortland	1989
45	Bryan Bagstad vs. Wagner	2000
45	Bryan Bagstad vs. Stony Brook	2000
44	Jayson Skowronek vs. Western Connecticut	1993
43	Dave Lincoln vs. Norwich	1984
43	Tony Chechile vs. Rensselaer	1985
43	Tony Chechile vs. Rensselaer	1986
41	Scott Reagan vs. Springfield	1985
41	Mike Malvin vs. Salisbury State	1991
41	Bryan Bagstad vs. Stony Brook	2001
40	Scott Reagan vs. Cortland	1985
40	Bryan Bagstad vs. Rowan	2000
40	Stan Zylinski vs. Stony Brook	2002

### LONGEST PUNT

Yards	Player, Opponent	Year
80	Mike Marrin vs. Hofstra	1974
73	Dave Hardy vs. Ithaca	1981
73	Billy Pike vs. St. Francis, Pa.	2001
70	Tommy Starr vs. St. Lawrence	1996
70	Stan Zylinski vs. St. John's	2000
70	Stan Zylinski vs. Canisius	2001
70	Billy Pike vs. Stony Brook	2002

65	Stan Zylinski vs. St. John's	2001
62	Brian Cafalone vs. Southern Connecticut State	1995
62	Stan Zylinski vs. Wagner	2003
60	Jeremy Klimow	1990
60	Jeremy Klimow vs. Alfred	1991
59	Tommy Starr vs. Union	1997
59	Michael Tecklenburg vs. Sacred Heart	1999
59	Billy Pike vs. Sacred Heart	2002
59	Billy Pike vs. Montana	2002
59	Stan Zylinski vs. Wagner	2003
59	Stan Zylinski vs. Central Connecticut State	2003
58	Stan Zylinski vs. Brown	2003
57	Mike Levenstein	1979
57	Dave Hardy vs. Union	1982
57	John Alberici	1986
57	Billy Pike vs. Stony Brook	2002
57	Steve Checksfield vs. Robert Morris	1999
57	Stan Zylinski vs. Towson	2003
56	Eric Hawkins vs. Cortland	1992
56	Andy Shein vs. Cortland	1993
55	Eric Hawkins vs. Springfield	1992
55	Billy Pike vs. Montana	2002
55	Billy Pike vs. Central Conn. State	2002
54	John Alberici	1988
54	Steve Checksfield vs. Stony Brook	1998
53	Orin Griffin vs. R.I.T.	1975
52	Jeremy Klimow vs. Springfield	1991
52	Steve Checksfield vs. Central Conn. State	1998
52	Stan Zylinski vs. St. Francis, Pa.	2003
51	Dave Hardy	1980
51	Billy Pike vs. Monmouth	2001
51	Billy Pike vs. Montana	2002
51	Billy Pike vs. Drake	2002
51	Billy Pike vs. Drake	2002
51	Stan Zylinski vs. St. Francis, Pa.	2003

#### LONGEST KICKOFF RETURN

Yards	Player, Opponent	Year
97	Steve McNeil vs. Buffalo (TD-reverse)	1988
95	Rogelio Mitchell vs. Hofstra (TD)	1984
94	Jack Burger vs. Southern Conn. State (TD)	1979
93	Wayne Anderson vs. Springfield (TD)	1985
90	Wayne Anderson vs. Plymouth State (TD)	1985
85	Glenn Sowalskie vs. Plattsburgh (TD)	1974
80	Rogelio Mitchell vs. New Haven (TD)	1986
80	Ben Alston vs. Alfred	1990
75	Jack Burger vs. Springfield	1980
75	Ryan MacLean vs. Wagner	2000


74	Barry Benjamin vs. Norwich	1983
----	----------------------------	------

#### LONGEST PUNT RETURN

Yards	Player, Opponent	Year
84	Ray Gay vs. Plattsburgh (TD)	1977
73	Don Bowen vs. Southern Connecticut State (TD)	1979
68	Don Bowen vs. Southern Connecticut State (TD)	1978
65	Dan Gmelin vs. King's, Pa. (TD)	1996
63	Dan Gmelin vs. Pace (TD)	1997
62	Larry Marin vs. Norwich	1990
60	Ray Gay vs. Brockport	1977
60	John Dunham vs. Buffalo (TD)	1981
54	Troy Rhett vs. Stonehill (TD)	1998
54	Chris Phillis vs. Mass.-Lowell	1999
53	Don Bowen vs. Brockport (TD)	1980
53	Larry Marin vs. Pace	1990
49	Don Bowen vs. Plattsburgh (TD)	1978
44	John Dunham vs. Brockport	1983
44	Matt Crudo vs. Duquesne	2002
42	Brad Acker vs. Western Connecticut	1987
41	Andy Shein vs. Salisbury State (TD)	1994
41	Dan Gmelin vs. Union	1996

#### LONGEST INTERCEPTION RETURN


Yards	Player, Opponent	Year
90	Chris Pizzo vs. Alfred (TD)	1989
86	Don Hyde vs. Southern Connecticut State (TD)	1979
86	Samson Brown vs. Montana (TD)	2002
75	Tim Campe vs. St. John's	2000
72	Ron Washington vs. New Haven (TD)	1984
71	Troy Rhett vs. Merrimack (TD)	1997
67	Wayne Anderson vs. Springfield (TD)	1984
59	Troy Rhett vs. Gannon (TD)	1996
57	Chris Kelly vs. Western Connecticut (TD)	1993
55	Brian Becker vs. St. Peter's (TD)	2003
52	Wayne Anderson vs. Marist	1984
52	Leon Williams vs. Norwich (TD)	1990
48	Greg Green vs. Pace (TD)	1997
47	Mark Galuski vs. Union (TD)	1983
47	Travis Miller vs. Brockport	1992
46	Bill Allison vs. Plattsburgh (TD)	1975
46	Matt Brancato vs. Brockport (TD)	1981
44	Jon Carvin vs. St. Francis, Pa. (TD)	2003
43	Troy Rhett vs. Union (TD)	1997
43	Troy Rhett vs. Stonehill	1998
41	Mike Grever vs. Wagner	1999



Kamar Elliott



Aaron Kimball



Ryan Chrobak