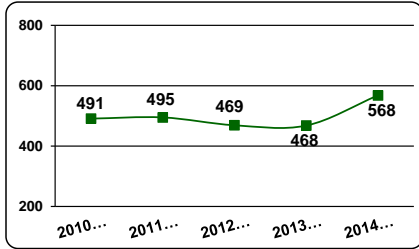


# UALBANY DIVISION FOR RESEARCH PERFORMANCE DASHBOARD, 2015

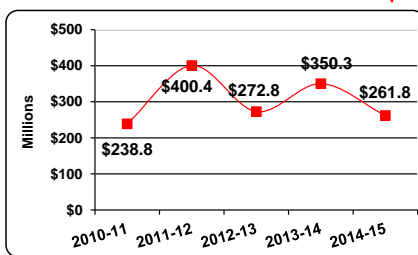
Data includes Research Foundation Activity

## APPLICATION DATA

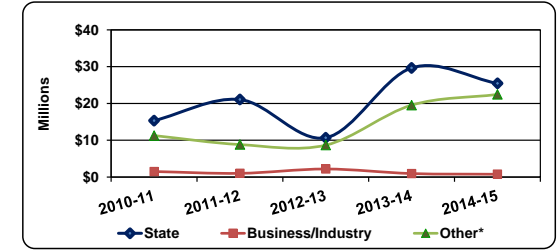
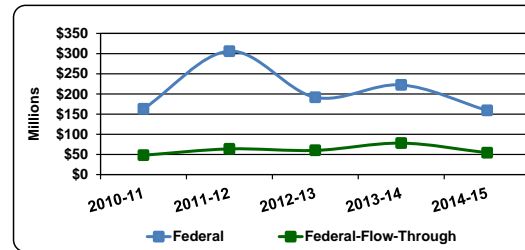
### # of Applications Submitted ▲



### Total Funds Requested ▼

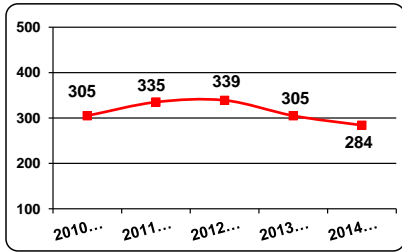


### Applications By Sponsor Type

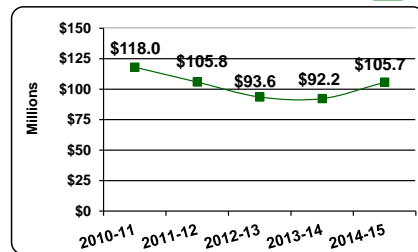


## AWARD DATA

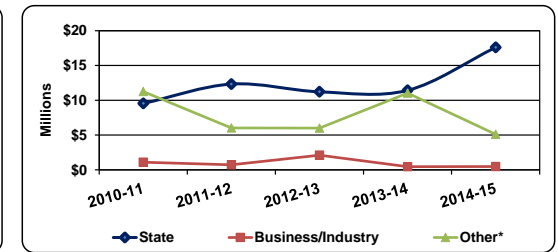
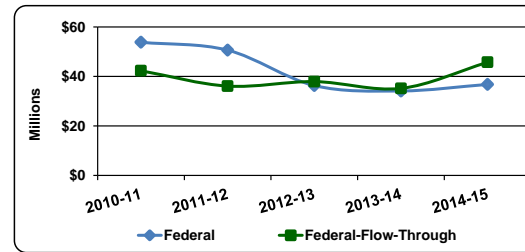
### # of Awards Received ▼



### Total Funding Received ▲

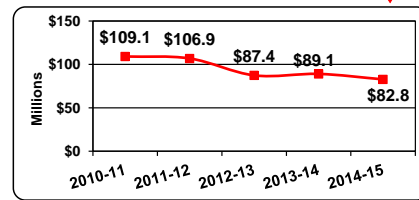


### Awards By Sponsor Type

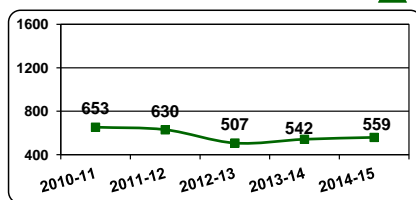


## EXPENDITURE DATA

### Total Expenditures ▼

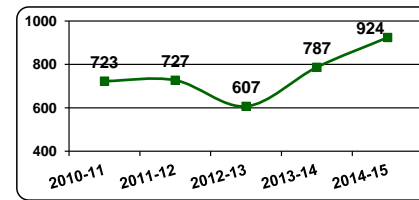


### # of Accounts with Expenditures ▲

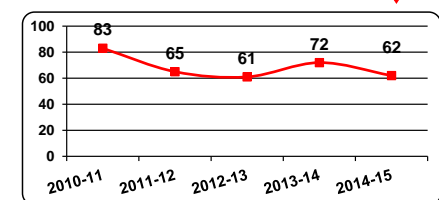


## REGULATORY RESEARCH COMPLIANCE

### Human Subjects Submissions ▲



### Animal Subjects Submissions ▼



## INNOVATION DEVELOPMENT AND COMMERCIALIZATION

	Disclosures	Patent Applications	Patents Issued	Options & Licenses Executed	License Income
2010-11	19	14	1	0	\$12,219
2011-12	11	16	2	0	\$21,270
2012-13	16	16	3	1	\$41,454
2013-14	22	15	4	2	\$42,857
2014-15	31	20	2	3	\$60,755

### Notes:

\*Sponsor Type Other category may include: Colleges/Universities, Health Organizations, Local Government, Private Non-Profit Foundations, States other than NYS, Multiple Sponsor Accounts and/or Foreign Sponsors.