









EAST CAMPUS

PARKING, TRANSPORTATION AND PEDESTRIAN WALKWAY LEGEND

-  Visitor Parking
8:00AM-8:00PM Monday-Friday
Visitors must park in visitor parking or at metered parking spaces
-  Student Permit Required
24 Hours - Everyday
-  Special Dock Permit Required
-  University Handicap Permit Required 
-  Pedestrian Path - Paved
-  Bus Stop
-  Emergency Bluelight Phone

All parking is subject to change.
Therefore, please pay attention
to parking signage.

