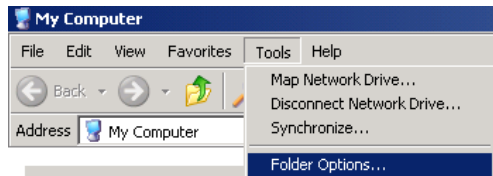


# Disabling Folder Synchronization

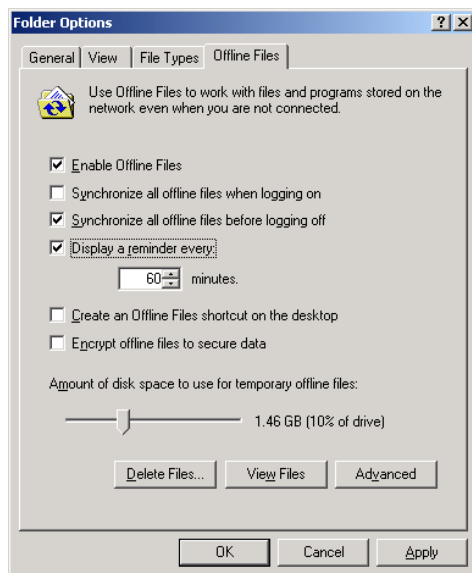
## Disabling Offline Folder Synchronization in Windows XP

Windows Synchronization may be enabled resulting in delay in startup or logoff of Windows. This process may also include error messages as a result of having been unintentionally enabled. Errors are due to that no specifications were made as to what files should be synchronized or where they should be synchronized to. The steps below detail how to disable this Windows feature.



Open **My Computer**.

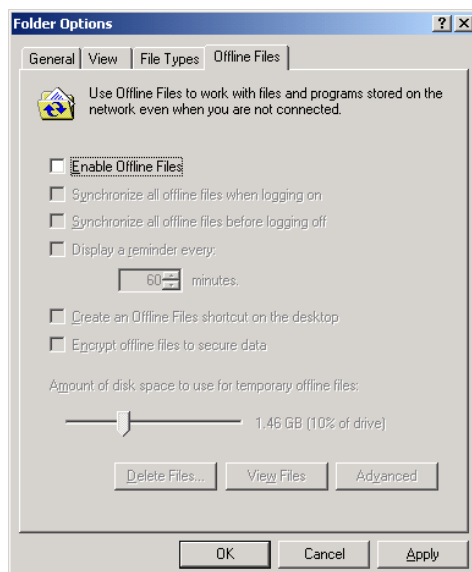
Left-click on **Tools** and then **Folder Options...**



In the **Folder Options** window, click on the **Offline Files** tab.

Several items will be checked.

**Uncheck everything EXCEPT Enable Offline Files.**



Once everything else has been unchecked, then you may uncheck **Enable Offline Files**.

You will be prompted to **restart your computer**. You do not necessarily need to restart now.

When you do restart, synchronization should no longer appear.